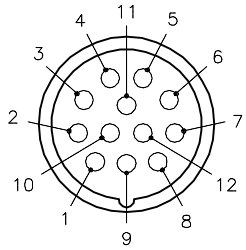
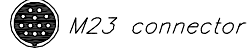
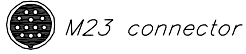
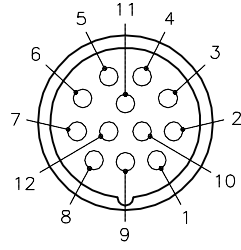


MALE END VIEW

FEMALE END VIEW

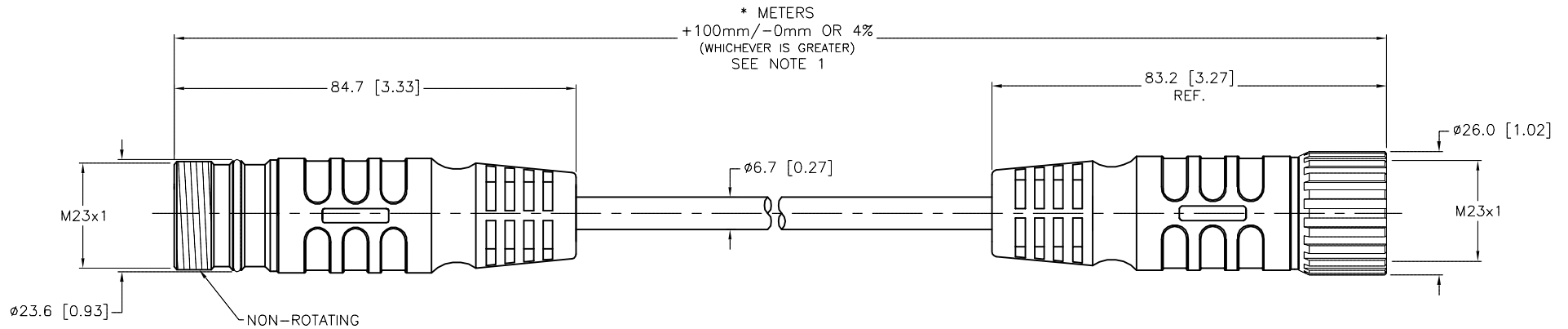


- 1 = BROWN
- 2 = N/C
- 3 = BLUE
- 4 = WHITE
- 5 = N/C
- 6 = GREEN
- 7 = YELLOW
- 8 = GREY
- 9 = N/C
- 10 = N/C
- 11 = N/C
- 12 = GREEN/YELLOW



SPECIFICATIONS

CONTACT CARRIER MATERIAL	NYLON or PBT
MOLDED HEAD MATERIAL/COLOR	TPU/BLACK
CONTACT MATERIAL/PLATING	BRASS/GOLD
COUPLING NUT MATERIAL/PLATING	BRASS/NICKEL
RATED CURRENT [A]	6.0 A
RATED VOLTAGE [V]	300 V
OUTER JACKET MATERIAL/COLOR	TPU/YELLOW
CONDUCTOR INSULATION MATERIAL	PVC
NUMBER OF CONDUCTORS [AWG]	7x18 AWG
DRAIN/SHIELD	22 AWG DRAIN/POLYESTER FOIL SHIELD
TEMPERATURE RANGE	-40°C to +90°C (-40°F to +194°F)
PROTECTION CLASS	IEC IP67



SOURCE DRAWING - FOR REFERENCE ONLY

NOTES:

- "*" INDICATES CABLE LENGTH IN METERS. CONTACT TURCK TO ORDER SPECIFIC LENGTHS.
- "/S90" DESIGNATES THERMOPLASTIC POLYURETHANE (TPU) CABLE JACKET.

RELATED DOCUMENTS 1. 2. 3. 4.	3RD ANGLE PROJECTION 	THIS DRAWING IS CONFIDENTIAL AND THE PROPERTY OF TURCK INC. USE OF THIS DOCUMENT WITHOUT WRITTEN PERMISSION IS PROHIBITED.		TURCK INC High Technology Sensors and Automation Controls 3000 CAMPUS DRIVE MINNEAPOLIS, MN 55441 1-800-544-7769 (763) 553-7300 (763) 553-0708 fax turck.com	
	MATERIAL SEE SPECIFICATIONS	DRFT RDS APVD T.S.	DATE 12/07/12 SCALE 1=1.3	DESCRIPTION CSSM CKM 12-7-*/S90	
FINISH SEE SPECIFICATIONS	UNIT OF MEASUREMENT MILLIMETER [INCH]	CONTACT TURCK FOR MORE INFORMATION		IDENTIFICATION NO.	REV A
A DRAWING RELEASE REV DESCRIPTION	RDS 12/20/12 BY DATE ECO NO.	DO NOT SCALE THIS DRAWING		FILE: 777008950	SHEET 1 OF 1