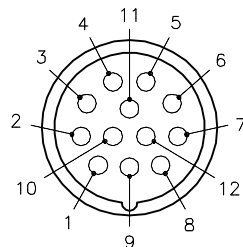
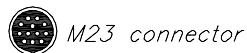


MALE END VIEW

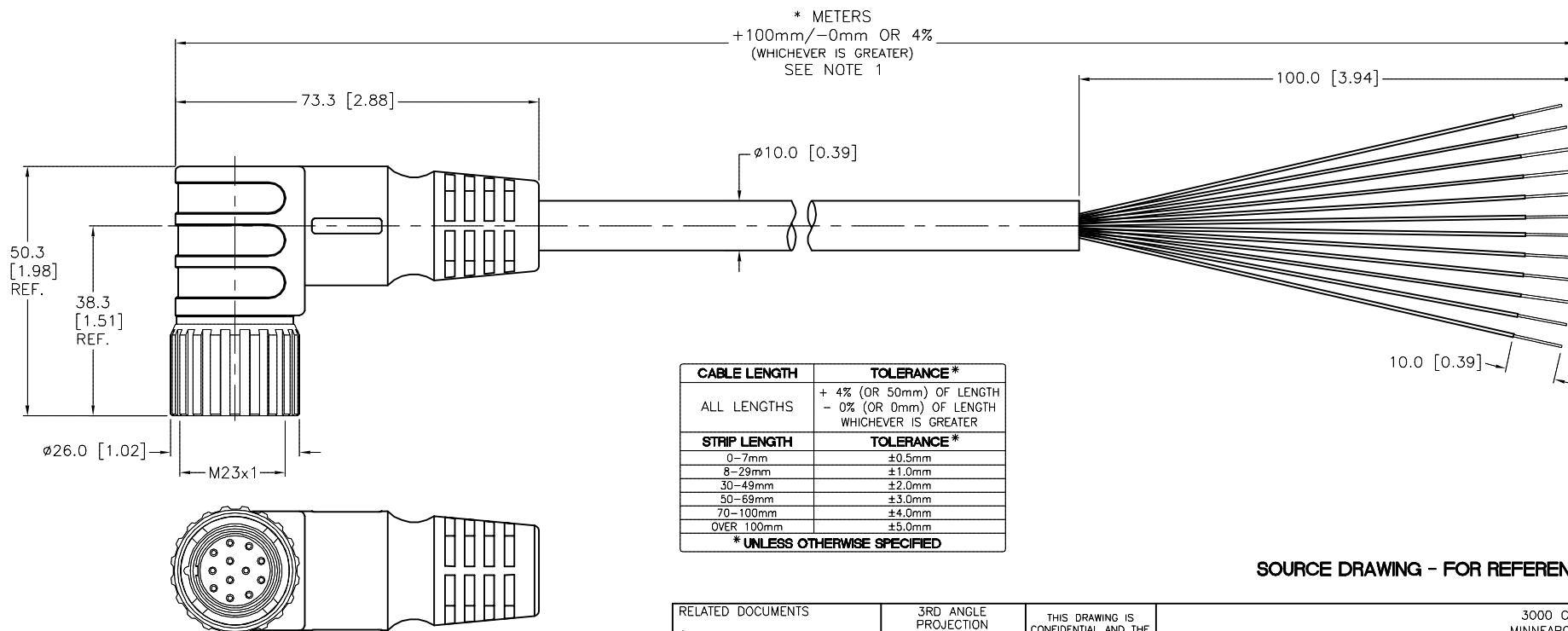


- 1 = BROWN
- 2 = N/C
- 3 = BLUE
- 4 = WHITE
- 5 = GREEN
- 6 = YELLOW
- 7 = GREY
- 8 = PINK
- 9 = RED
- 10 = BLACK
- 11 = VIOLET
- 12 = GREEN/YELLOW



SPECIFICATIONS

CONTACT CARRIER MATERIAL/COLOR	NYLON or PBT/GRAY
MOLDED HEAD MATERIAL/COLOR	TPU/BLACK
CONTACT MATERIAL/PLATING	BRASS/GOLD
COUPLING NUT MATERIAL/PLATING	BRASS/NICKEL
RATED CURRENT [A]	6.0 A
RATED VOLTAGE [V]	300 V
OUTER JACKET MATERIAL/COLOR	PVC/YELLOW
CONDUCTOR INSULATION MATERIAL	PVC
NUMBER OF CONDUCTORS [AWG]	11x18 AWG
DRAIN/SHIELD	20 AWG DRAIN/POLYESTER FOIL SHIELD
TEMPERATURE RANGE	-40°C to +105°C (-40°F to +221°F)
PROTECTION CLASS	IEC IP67



NOTES:

1. "*" INDICATES CABLE LENGTH IN METERS. CONTACT TURCK TO ORDER SPECIFIC LENGTHS.

SOURCE DRAWING - FOR REFERENCE ONLY

RELATED DOCUMENTS 1. 2. 3. 4.	3RD ANGLE PROJECTION 	THIS DRAWING IS CONFIDENTIAL AND THE PROPERTY OF TURCK INC. USE OF THIS DOCUMENT WITHOUT WRITTEN PERMISSION IS PROHIBITED.		<p>3000 CAMPUS DRIVE MINNEAPOLIS, MN 55441 1-800-544-7769 (763) 553-7300 (763) 553-0708 fax www.turck.us</p>	
		DRFT JBL	DATE 09/15/00		DESCRIPTION CSWM 12-11-*
MATERIAL SEE SPECIFICATIONS	ALL DIMENSIONS DISPLAYED ON THIS DRAWING ARE FOR REFERENCE ONLY	DSGN	SCALE 1=1.3	IDENTIFICATION NO.	REV E
FINISH SEE SPECIFICATIONS		UNIT OF MEASUREMENT MILLIMETER [INCH]			
DO NOT SCALE THIS DRAWING		FILE: 777000115		SHEET 1 OF 1	

E	DRAWING PROCESSED AS PART OF ECO 33971	CBM	04/06/11	33971
REV	DESCRIPTION	BY	DATE	ECO NO.