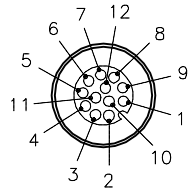
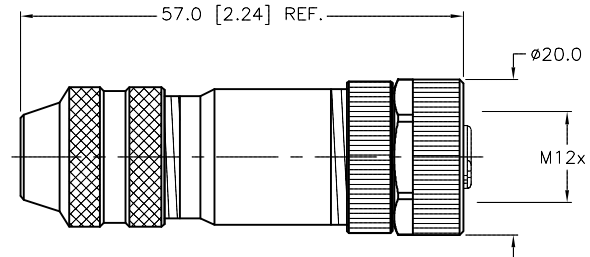
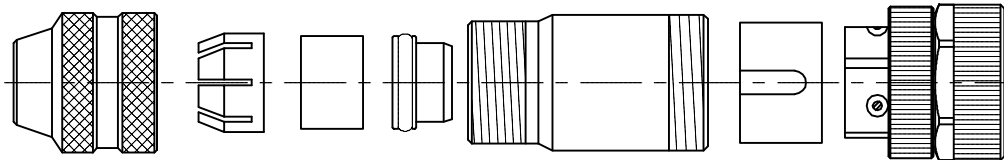


FEMALE END VIEW



SPECIFICATIONS

CONTACT MATERIAL/PLATING	BRONZE/GOLD
COUPLING NUT MATERIAL/PLATING	BRASS/NICKEL
RATED CURRENT [A]	2.0 A
RATED VOLTAGE [V]	30 V
MAXIMUM WIRE SIZE	24 AWG
CABLE GRIP RANGE	6-8mm
TEMPERATURE RATING	-40°C to +85°C (-40°F to +185°F)
PROTECTION CLASS	IEC IP67
WIRE TERMINATION	SOLDER CUP



ASSEMBLED

SOURCE DRAWING - FOR REFERENCE ONLY

ALL METAL SHIELDED FIELD WIREABLE CONNECTOR

RELATED DOCUMENTS		3RD ANGLE PROJECTION		THIS DRAWING IS CONFIDENTIAL AND THE PROPERTY OF TURCK INC. USE OF THIS DOCUMENT WITHOUT WRITTEN PERMISSION IS PROHIBITED.		TURCK IAC High Technology Sensors and Automation Controls 3000 CAMPUS DRIVE MINNEAPOLIS, MN 55441 1-800-544-7769 (763) 553-7300 (763) 553-0708 fax turck.com	
1.			DRFT	RDS	DATE	09/30/13	DESCRIPTION CM 81121-0
2.			APVD	J.S.	SCALE	1=1.0	
3.		ALL DIMENSIONS DISPLAYED ON THIS DRAWING ARE FOR REFERENCE ONLY CONTACT TURCK FOR MORE INFORMATION	UNIT OF MEASUREMENT		IDENTIFICATION NO.		REV
4.			MILLIMETER [INCH]		U2-04983		A
MATERIAL		SEE SPECIFICATIONS		DO NOT SCALE THIS DRAWING		FILE: U2-04983	
FINISH		SEE SPECIFICATIONS				SHEET 1 OF 1	

A	DRAWING RELEASE	RDS	03/10/16	
REV	DESCRIPTION	BY	DATE	ECO NO.