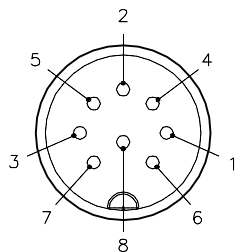
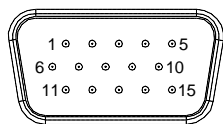


MALE END VIEW



- 1 = WHITE
- 2 = BROWN
- 3 = GREEN
- 4 = YELLOW
- 5 = RED
- 6 = PINK
- 7 = BLUE
- 8 = DRAIN

HDDB15M END VIEW

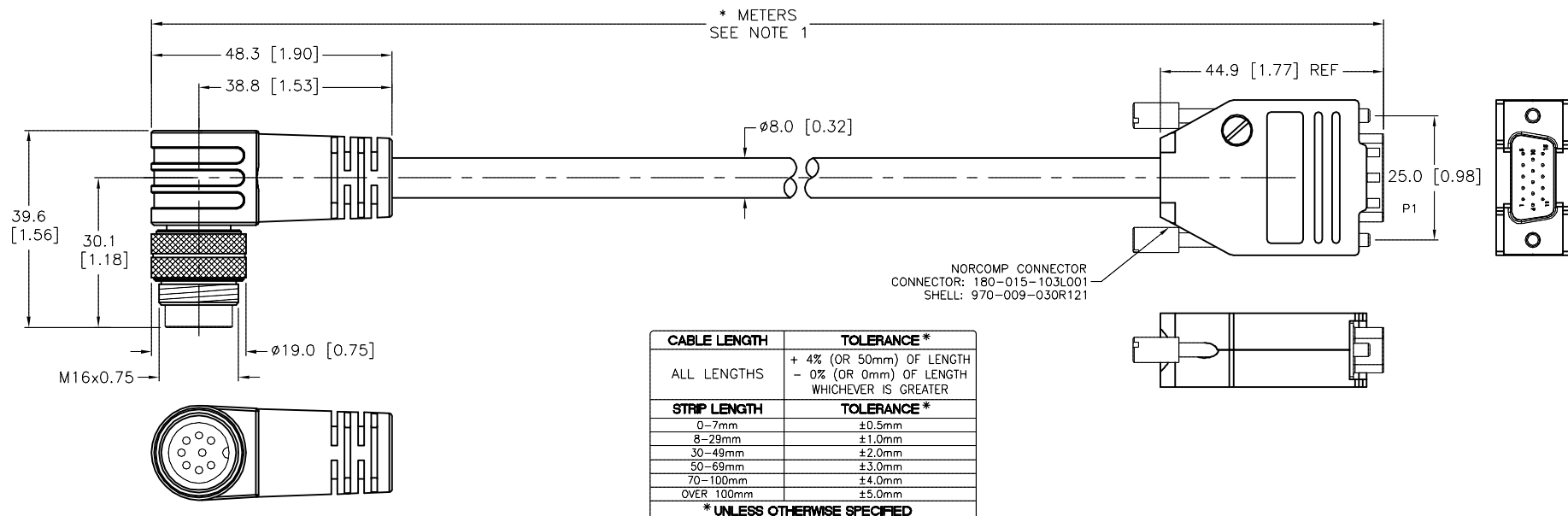


- 1 = N/C
- 2 = N/C
- 3 = PINK
- 4 = N/C
- 5 = RED
- 6 = N/C
- 7 = BROWN
- 8 = WHITE
- 9 = GREEN
- 10 = YELLOW
- 11 = N/C
- 12 = N/C
- 13 = N/C
- 14 = N/C
- 15 = BLUE

M16 connector

SPECIFICATIONS

MOLDED HEAD MATERIAL/COLOR	TPU/YELLOW
CONTACT CARRIER MATERIAL/COLOR	TPU/BLACK
CONTACT MATERIAL/PLATING	BRASS/GOLD
COUPLING NUT MATERIAL	BRASS/NICKEL
RATED CURRENT [A]	2.0 A
RATED VOLTAGE [V]	125 VAC/VDC
OUTER JACKET MATERIAL/COLOR	PVC/GRAY
CONDUCTOR INSULATION MATERIAL	PVC
NUMBER OF CONDUCTORS [AWG]	10x22 AWG
DRAIN/SHIELD	24 AWG DRAIN/FOIL & TINNED-COPPER BRAID
TEMPERATURE RANGE	-40°C TO +105°C (-40°F TO +221°F)
PROTECTION CLASS	MEETS IEC IP67



NORCOMP CONNECTOR
CONNECTOR: 180-015-103L001
SHELL: 970-009-030R121

CABLE LENGTH	TOLERANCE *
ALL LENGTHS	+ 4% (OR 50mm) OF LENGTH - 0% (OR 0mm) OF LENGTH WHICHEVER IS GREATER
STRIP LENGTH	TOLERANCE *
0-7mm	±0.5mm
8-29mm	±1.0mm
30-49mm	±2.0mm
50-69mm	±3.0mm
70-100mm	±4.0mm
OVER 100mm	±5.0mm

* UNLESS OTHERWISE SPECIFIED

SOURCE DRAWING - FOR REFERENCE ONLY

NOTES:

- "*" INDICATES CABLE LENGTH IN METERS. CONTACT TURCK TO ORDER SPECIFIC LENGTHS.
- "/CS11762" DESIGNATES SPECIAL WIRING TO DB15M CONNECTOR. UNUSED CONDUCTORS WILL BE TRIMMED FLUSH WITH CABLE JACKET.

RELATED DOCUMENTS	3RD ANGLE PROJECTION	THIS DRAWING IS CONFIDENTIAL AND THE PROPERTY OF TURCK INC. USE OF THIS DOCUMENT WITHOUT WRITTEN PERMISSION IS PROHIBITED.		TURCK INC High Technology Sensors and Automation Controls 3000 CAMPUS DRIVE MINNEAPOLIS, MN 55441 1-800-544-7769 (763) 553-7300 (763) 553-0708 fax turck.com	
1.		DRFT	RDS	DATE	04/01/08
2.		APVD		SCALE	1=1.3
3.	ALL DIMENSIONS DISPLAYED ON THIS DRAWING ARE FOR REFERENCE ONLY	UNIT OF MEASUREMENT			DESCRIPTION
4.		MILLIMETER [INCH]			BSWM 8-046-*--HDDB15M/CS11762
MATERIAL	CONTACT TURCK FOR MORE INFORMATION	DO NOT SCALE THIS DRAWING			IDENTIFICATION NO.
SEE SPECIFICATIONS		FILE: 777021570			REV
FINISH					D
SEE SPECIFICATIONS		SHEET 1 OF 1			

D	UPDATE CABLE O.D.	RDS	10/01/14	46950
REV	DESCRIPTION	BY	DATE	ECO NO.