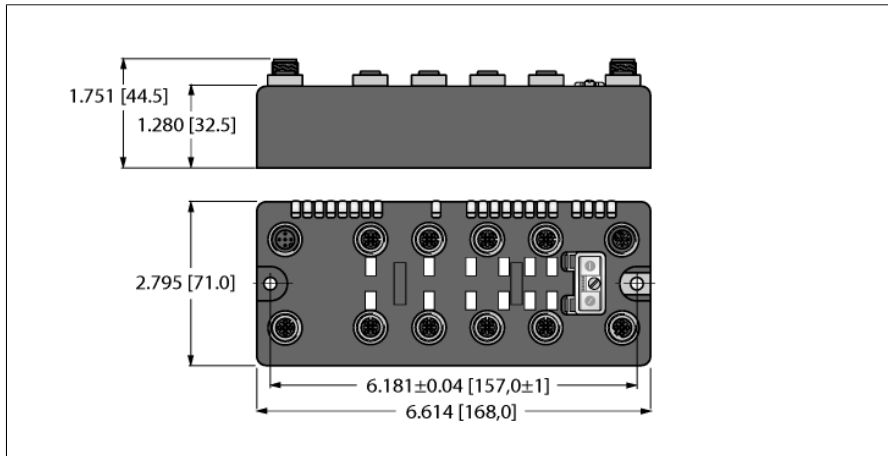


BL compact™ multiprotocol fieldbus station for Industrial Ethernet

16 Configurable Digital PNP Channels

BLCEN-8M12LT-8XSG-P-8XSG-P



- On-machine Compact fieldbus I/O block
- EtherNet/IP™, Modbus® TCP, or PROFINET slave
- Integrated Ethernet Switch
- 10 Mbps / 100 Mbps supported
- Two 4-pole M12, D-coded, connectors for fieldbus connection
- 2 rotary switches for node address
- IP67, IP69K
- M12 I/O connectors
- LEDs indicating status and diagnostics
- Electronics galvanically separated from the field level via optocouplers
- 16 Configurable digital PNP channels, 24 VDC
- Max. 0.5A per channel
- Selection of filtering times (Input delay)
- Invertible inputs

Type	BLCEN-8M12LT-8XSG-P-8XSG-P
ID	6811488
Nominal system voltage	24 VDC
System power supply	Via auxiliary power
Voltage supply connection	2 x M12, 5-pin
Admissible range Vi	18...30 VDC
Nominal current Vi	325 mA
Max. current Vi	2 A
Admissible range Vo	18...30 VDC
Nominal current Vo	200 mA
Max. current Vo	4 A
Electrical isolation	The 8XSG I/O cards have a common reference potential for operating and load voltage due to their freely selectable digital channels. Subsequently, all voltage sources (VI / VO / V+) present on this device must be concurrently connected to suitable power supplies.
Fieldbus transmission rate	10/100 Mbps
Adjustment transmission rate	Automatic detection
Fieldbus address range	1...92
	0 (192.168.1.254)
	93 (BOOTP)
	94 (DHCP)
	95 (PGM)
	96 (PGM-DHCP) *recommended for PROFINET
	97...98 (manufacturer specific)
Fieldbus addressing	2 decimally coded rotary switches
Fieldbus connection technology	2 x M12
	4-pole, D-coded
Protocol detection	automatic
Web server	Integrated
Service interface	Ethernet
Vendor ID	48
Product type	12
Product code	11488
Modbus TCP	
Addressing	Static IP, BOOTP, DHCP
Supported function codes	FC1, FC2, FC3, FC4, FC5, FC6, FC15, FC16, FC23
Number of TCP connections	6
Input Data Size	max. 3 register
Input register start address	0 (0x0000 hex)
Output Data Size	max. 1 register
Output register start address	2048 (0x0800 hex)

BL compact™ multiprotocol fieldbus station for Industrial Ethernet

16 Configurable Digital PNP Channels

BLCEN-8M12LT-8XSG-P-8XSG-P

Ethernet/IP

Addressing	acc. to EtherNet/IP specification
Device Level Ring (DLR)	supported
Class 1 connections (CIP)	6
Input Assembly Instance	103
Input Data Size	3 INT
Output Assembly Instance	104
Output Data Size	1 INT
Configuration Assembly Instance	106
Configuration Size	0
Comm Format	Data - INT

PROFINET

Addressing	DCP
Conformance class	B (RT)
MinCycleTime	1 ms
Diagnostics	acc. to PROFINET alarm handling
Topology detection	supported
Automatic addressing	supported
Media Redundancy Protocol (MRP)	supported
Input Data Size	max. 2 BYTE
Output Data Size	max. 2 BYTE

Digital inputs

Input type	PNP
Type of input diagnostics	Group diagnostics
Sensor supply (V_{SENS})	24 VDC
Low level signal voltage	< 4.5 VDC
High level signal voltage	7 ... 30 VDC
Low level signal current	< 1.5 mA
High level signal current	2.1 ... 3.7 mA
Input delay	0.25 or 2.5 (configurable) ms

Digital outputs

Output type	PNP
Sensor supply (V_{SENS})	24 VDC
Output current per channel	0.5 A
Output voltage	24 VDC from supply voltage
Output delay	3 ms
Load type	resistive, inductive, lamp load
Load resistance, resistive	> 48 Ω
Load resistance, inductive	< 1.2 H
Lamp load	< 3 W
Switching frequency, resistive	< 200 Hz
Switching frequency, inductive	< 2 Hz
Switching frequency, lamp load	< 20 Hz
Short-circuit protection	yes

Dimensions

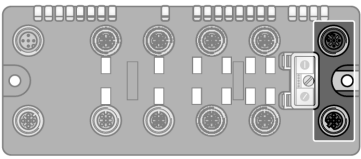
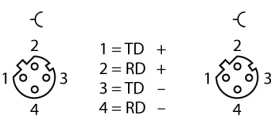
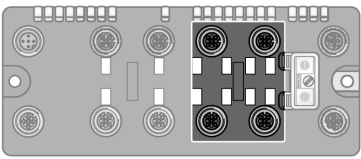
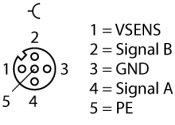
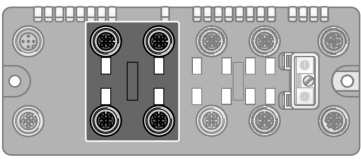
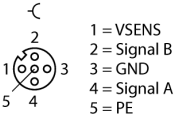
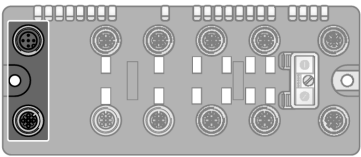
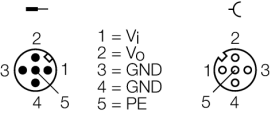
Mounting	168 x 71 x 32.5 mm
Weight	2 x 5.4 mm diameter holes, 1.7 Nm torque
Housing material	620 \pm 20 g
Housing color	Glass-filled nylon, nickel plated brass connectors
Material screw	Black
Material label	Nickel-plated brass
Ground label material	Polyester with polycarbonate overlay
Protection class	Nickel plated brass
Ambient temperature	IP67
Storage temperature	IP69K
Relative humidity	-40...+70 °C
Vibration test	-40...+85 °C
- up to 20 g (at 10 up to 150 Hz)	15 to 95% (non-condensing)
Shock test	Acc. to IEC 61131-2
Electromagnetic compatibility	For mounting on base plate or machinery
MTTF	according to IEC 61131-2
MTTF note	Acc. to IEC 61131-2
Approvals and certificates	90 years
	acc. to SN 29500 (Ed. 99) 20 °C
	CE, cULus, Class I Div.2

BL compact™ multiprotocol fieldbus station for Industrial Ethernet

16 Configurable Digital PNP Channels

BLCEN-8M12LT-8XSG-P-8XSG-P

Pinning and wiring diagram

	<p>Ethernet Fieldbus cable (IP67 example): RSSD RSSD 441-2M ID number U-02482 or RSSD-RSSD-441-2M/S2174 ID number 6914218</p>	<p>Pin assignment (M12, D-coded)</p>  <p>1 = TD + 2 = RD + 3 = TD - 4 = RD -</p>
	<p>Slot 1: Digital Inputs and Outputs Extension cable (example): RK 4.4T-2-RS 4.4T ident-no. U2445 or RKC4.4T-2-RSC4.4T/TEL ident-no. 6625208</p>	<p>Pin Assignment</p>  <p>1 = VSENS 2 = Signal B 3 = GND 4 = Signal A 5 = PE</p>
	<p>Slot 2: Digital Inputs and Outputs See slot 1</p>	<p>Pin Assignment</p>  <p>1 = VSENS 2 = Signal B 3 = GND 4 = Signal A 5 = PE</p>
	<p>Auxiliary Power Extension cable (example): RKC 4.4T-2-RSC 4.4T ident-no. U5264 or RKC4.4T-2-RSC4.4T/TEL ident-no. 6625208</p>	<p>Pin Assignment</p>  <p>1 = Vi 2 = Vo 3 = GND 4 = GND 5 = PE</p>

BL compact™ multiprotocol fieldbus station for Industrial Ethernet

16 Configurable Digital PNP Channels

BLCEN-8M12LT-8XSG-P-8XSG-P

Station LED status

LED	Color	Status	Description
IOs		OFF	No power
	RED	ON	Low power or station error
	RED	FLASHING (1 Hz)	I/O module configuration error
	RED	FLASHING (4 Hz)	No I/O module bus communication
	GREEN	ON	Station ok
	GREEN	FLASHING	Force mode active
BUS		OFF	Power Off
	GREEN	ON	Connected to Master
	GREEN	FLASHING	Ready
	GREEN	FLASHING 3x (1Hz)	ARGEE Running
	RED	ON	Error
	RED	FLASHING	WINK
	YELLOW	ON	DHCP/BOOTP Search
LNK/ACT		OFF	No Link
	GREEN	ON	Link
	GREEN	FLASHING	Traffic
	YELLOW	ON	100 Mbit Linked

I/O LED status slot 1

LED	Color	Status	Description
D1 *		OFF	No diagnostics active
	RED	ON	Station error/ module bus communication failure
	RED	FLASHING (0.5Hz)	Diagnostics active (Slot 1)
XSG channels 1 _{0...17}		OFF	Channel status x = "0" (OFF), no diagnostics active
	GREEN	ON	Channel status x = "1" (ON)
	RED	ON	Short-circuit at output

* D1 LED also indicates gateway diagnostics

I/O LED status slot 2

LED	Color	Status	Description
D2 *		OFF	No diagnostics active
	RED	ON	Station error/ module bus communication failure
	RED	FLASHING (0.5Hz)	Diagnostics active (Slot 2)
XSG channels 2 _{0...27}		OFF	Channel status x = "0" (OFF), no diagnostics active
	GREEN	ON	Channel status x = "1" (ON)
	RED	ON	Short-circuit at output

* D2 LED also indicates gateway diagnostics

BL compact™ multiprotocol fieldbus station for Industrial Ethernet

16 Configurable Digital PNP Channels

BLCEN-8M12LT-8XSG-P-8XSG-P

Process Data Mapping of Each Protocol

EtherNet/IP™ I/O & Diagnostics Data Mapping

INPUT	BYTE	Bit 7	Bit 6	Bit 5	Bit 4	Bit 3	Bit 2	Bit 1	Bit 0
	0	DI 1 ₇	DI 1 ₆	DI 1 ₅	DI 1 ₄	DI 1 ₃	DI 1 ₂	DI 1 ₁	DI 1 ₀
	1	DI 2 ₇	DI 2 ₆	DI 2 ₅	DI 2 ₄	DI 2 ₃	DI 2 ₂	DI 2 ₁	DI 2 ₀
	2	-	-	-	-	-	-	-	-
	3	-	-	-	-	-	-	-	-
	4	-	-	-	-	-	-	-	-
	5	-	-	-	-	-	-	-	-
OUTPUT	BYTE	Bit 7	Bit 6	Bit 5	Bit 4	Bit 3	Bit 2	Bit 1	Bit 0
	0	DO 1 ₇	DO 1 ₆	DO 1 ₅	DO 1 ₄	DO 1 ₃	DO 1 ₂	DO 1 ₁	DO 1 ₀
	1	DO 2 ₇	DO 2 ₆	DO 2 ₅	DO 2 ₄	DO 2 ₃	DO 2 ₂	DO 2 ₁	DO 2 ₀

Legend:

CFG	Configuration Error	FCE	Force Mode Active
COM	Communication Error	SC	Short Circuit / Overcurrent
DIA	Diagnostics Active	VI	VI Voltage
DI	Digital Input	VO	VO Voltage
DO	Digital Output		

Modbus® TCP Register Mapping

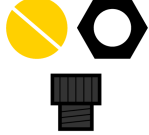
	REG	Bit 15	Bit 14	Bit 13	Bit 12	Bit 11	Bit 10	Bit 9	Bit 8	Bit 7	Bit 6	Bit 5	Bit 4	Bit 3	Bit 2	Bit 1	Bit 0
Inputs (RO)	0x0000	DI 2 ₇	DI 2 ₆	DI 2 ₅	DI 2 ₄	DI 2 ₃	DI 2 ₂	DI 2 ₁	DI 2 ₀	DI 1 ₇	DI 1 ₆	DI 1 ₅	DI 1 ₄	DI 1 ₃	DI 1 ₂	DI 1 ₁	DI 1 ₀
Status (RO)	0x0001	-	FCE	-	-	CFG	COM	VI low	-	VO low	-	-	-	-	-	-	DIA
Diag. (RO)	0x0002	-	-	-	-	-	-	-	-	-	-	-	-	-	-	S2 DIA	S1 DIA
Outputs (RW)	0x0800	DO 2 ₇	DO 2 ₆	DO 2 ₅	DO 2 ₄	DO 2 ₃	DO 2 ₂	DO 2 ₁	DO 2 ₀	DO 1 ₇	DO 1 ₆	DO 1 ₅	DO 1 ₄	DO 1 ₃	DO 1 ₂	DO 1 ₁	DO 1 ₀
I/O Diag. (RO)	0xA000	SCDO 1 ₇	SCDO 1 ₆	SCDO 1 ₅	SCDO 1 ₄	SCDO 1 ₃	SCDO 1 ₂	SCDO 1 ₁	SCDO 1 ₀	SCDI 1 ₇	SCDI 1 ₆	SCDI 1 ₅	SCDI 1 ₄	SCDI 1 ₃	SCDI 1 ₂	SCDI 1 ₁	SCDI 1 ₀
	0xA001	SCDO 2 ₇	SCDO 2 ₆	SCDO 2 ₅	SCDO 2 ₄	SCDO 2 ₃	SCDO 2 ₂	SCDO 2 ₁	SCDO 2 ₀	SCDI 2 ₇	SCDI 2 ₆	SCDI 2 ₅	SCDI 2 ₄	SCDI 2 ₃	SCDI 2 ₂	SCDI 2 ₁	SCDI 2 ₀

PROFINET® Process Data

	BYTE	Bit 7	Bit 6	Bit 5	Bit 4	Bit 3	Bit 2	Bit 1	Bit 0
Inputs	0	DI 1 ₇	DI 1 ₆	DI 1 ₅	DI 1 ₄	DI 1 ₃	DI 1 ₂	DI 1 ₁	DI 1 ₀
	1	DI 2 ₇	DI 2 ₆	DI 2 ₅	DI 2 ₄	DI 2 ₃	DI 2 ₂	DI 2 ₁	DI 2 ₀
Outputs	0	DO 1 ₇	DO 1 ₆	DO 1 ₅	DO 1 ₄	DO 1 ₃	DO 1 ₂	DO 1 ₁	DO 1 ₀
	1	DO 2 ₇	DO 2 ₆	DO 2 ₅	DO 2 ₄	DO 2 ₃	DO 2 ₂	DO 2 ₁	DO 2 ₀

BL compact™ multiprotocol fieldbus station for Industrial Ethernet
16 Configurable Digital PNP Channels
BLCEN-8M12LT-8XSG-P-8XSG-P

Accessories

Type code	Ident-No.		Dimension drawing
LOCK-EURO-C	A0885	Locking guard for straight eurofast™ C-body connectors (RKC, RKCV, RSC, RSCV) in a Class I, Division 2 installations	
LOCK-EURO-C (10/BAG)	A0886	Locking guard for straight eurofast™ C-body connectors (RKC, RKCV, RSC, RSCV) in a Class I, Division 2 installations	