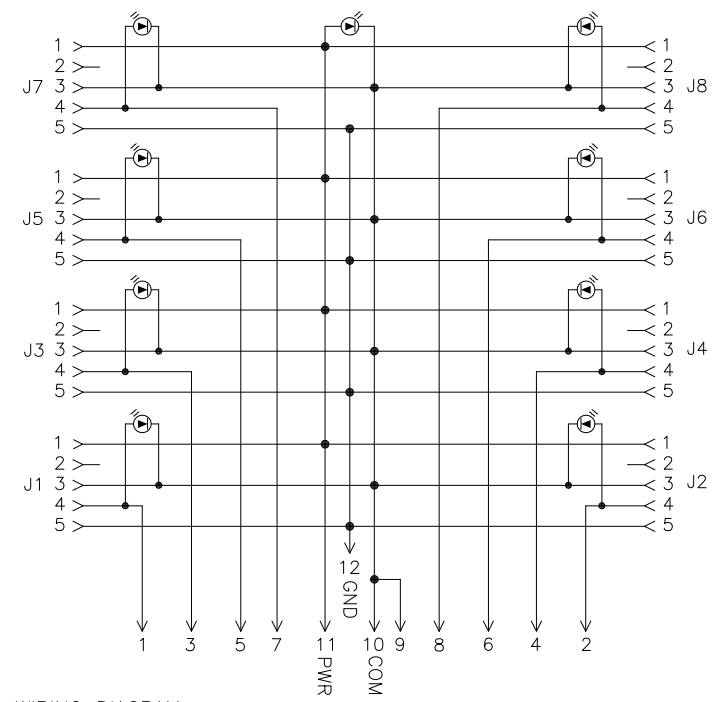
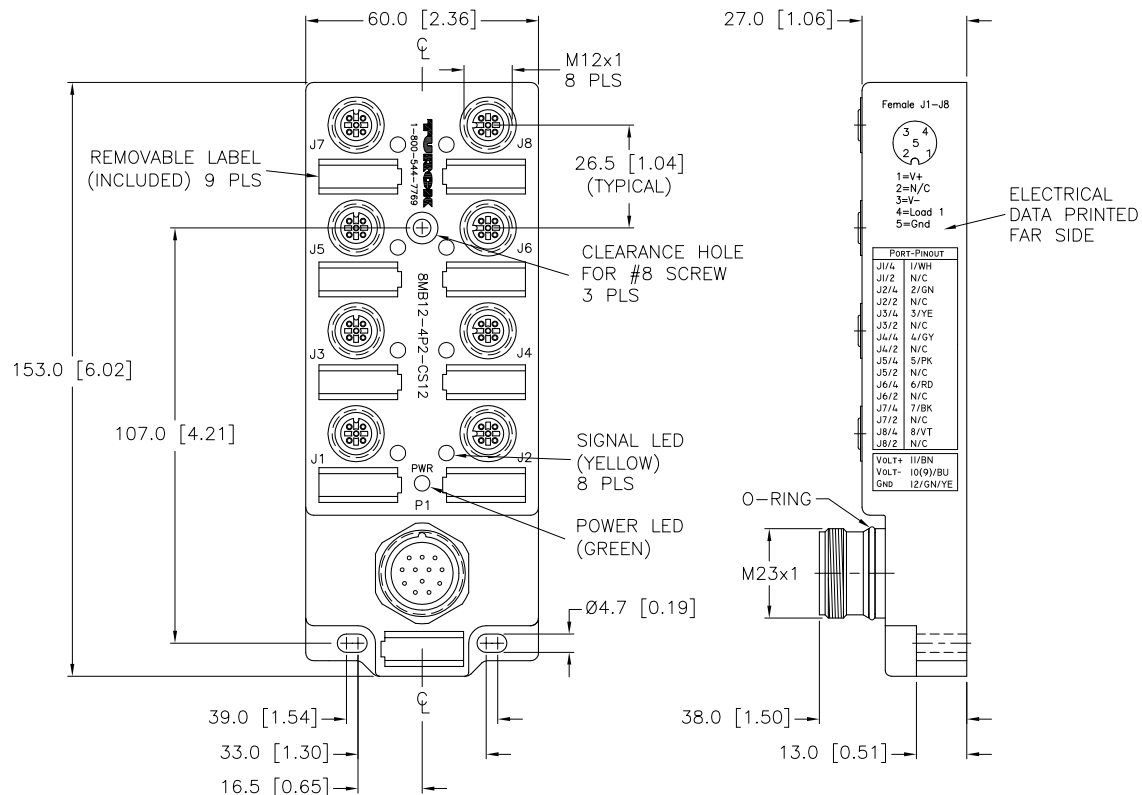
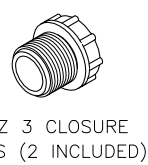


SPECIFICATIONS	
MATERIAL	
HOUSING/COLOR	NYLON/BLACK
RECEPTACLES MATERIAL/PLATING	BRASS/NICKEL
CONTACT CARRIERS/COLOR	NYLON/BLACK (J1-J8), PBT/WHITE (P1)
CONTACTS MATERIAL/PLATING	BRASS/GOLD
SEALING RING	VITON O-RINGS
ELECTRICAL DATA	
OPERATING VOLTAGE	10-48 VDC
OPERATING CURRENT	4.0 AMPS PER PORT, 8.0 AMPS TOTAL
LED CURRENT	12mA MAX AT 48VDC SUPPLY VOLTAGE(PER LED)
MECHANICAL DATA	
PROTECTION CLASS to DIN 40050	IP 67 - ONLY WHEN ALL RECEPTACLES ARE COVERED WITH PLUGS OR CONNECTED
OPERATING TEMPERATURE	-30°C to +80°C (-25°F to +176°F)



WIRING DIAGRAM
P1
SOURCE DRAWING - FOR REFERENCE ONLY



VZ 3 CLOSURE CAPS (2 INCLUDED)

RELATED DOCUMENTS 1. 2. 3. 4.	3RD ANGLE PROJECTION	THIS DRAWING IS PROPERTY OF TURCK INC. USE OF THIS DOCUMENT WITHOUT WRITTEN PERMISSION IS PROHIBITED.	3000 CAMPUS DRIVE MINNEAPOLIS, MN 55441 1-800-544-7769 (763) 553-7300 (763) 553-0708 fax turck.com	
	MATERIAL SEE SPECIFICATIONS		DRFT JBU DATE 01/07/02	DESCRIPTION 8MB12-4P2-CS12
FINISH SEE SPECIFICATIONS	ALL DIMENSIONS DISPLAYED ON THIS DRAWING ARE FOR REFERENCE ONLY	DSGN	SCALE 1=2.0	IDENTIFICATION NO. U3089
	CONTACT TURCK FOR MORE INFORMATION	UNIT OF MEASUREMENT MILLIMETER [INCH]		REV C
C REMOVE CSA LOGO, SEE ECO	RWC 11/29/07 19590	DO NOT SCALE THIS DRAWING		FILE: U3089 SHEET 1 OF 1
REV DESCRIPTION	BY DATE ECO NO.			

C	REMOVE CSA LOGO, SEE ECO	RWC	11/29/07	19590
REV	DESCRIPTION	BY	DATE	ECO NO.