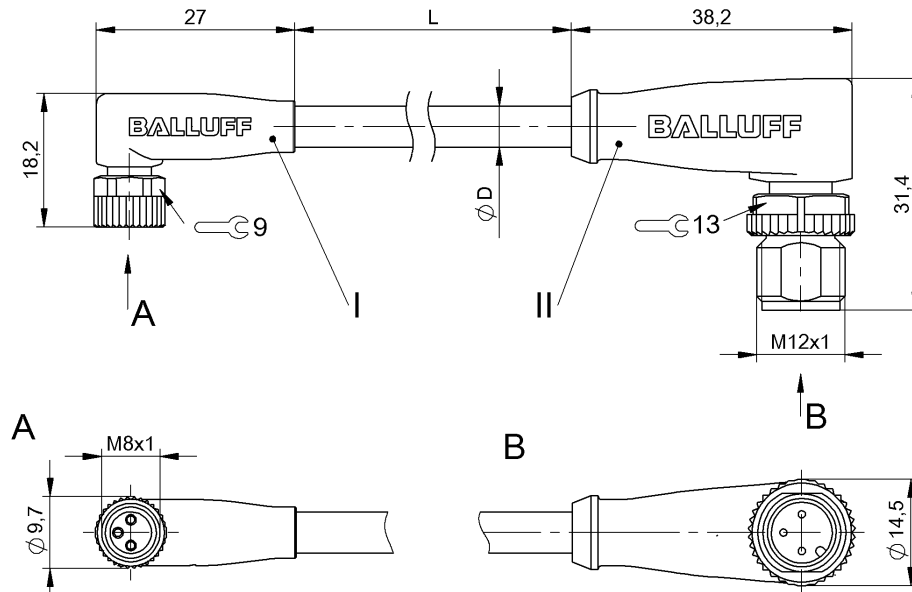


BCC M323-M423-3E-602-PX43T2-020  
BCC0597



4MT5  
(CJ/V CABLE ASSEMBLY)

## Display/Operation

Function indicator (Pin 4)	LED yellow
Power indicator	LED green/no

## Electrical connection

Bending radius min., fixed cable	5 x D
Bending radius min., flexible cable	10 x D
Cable	PUR yellow, 2.00 m, Drag chain compatible
Cable diameter D	4.30 mm
Cable, bending cycles min.	5 million
Conductor cross-section	AWG 22
Number of conductors	3
Number of pins	3/3
System	Molded/Molded

## Electrical data

Cable rated voltage AC max.	300.0 V
Cable rated voltage DC max.	300.0 V
Horizontal travel permitted, drag chain	5 m
Operating voltage $U_b$	10...30 VDC
Rated current (40 °C)	4.0 A
Vertical travel permitted, drag chain	2 m

## Environmental conditions

Cable temperature, fixed routing	-50...90 °C
Cable temperature, flexible routing	-25...90 °C
Protection type IEC 60529	IP67 /IP68

## Functional safety

Cable temperature UL max., fixed routing	80 °C
Cable temperature UL max., flexible routing	80 °C

## General data

Approval/Conformity	cULus LISTED
---------------------	--------------

## Material

Material contact carrier	PUR/PUR
Material contacts	Bronze/Brass
Material cover nut	Die-cast zinc/Die-cast zinc
Material grip	TPU/TPU

## Mechanical data

Acceleration max., drag chain	5 m/s <sup>2</sup>
Tightening torque pigtail	0.4 Nm/0.6 Nm
Traverse speed max., drag chain	200 m/min

## Output/Interface

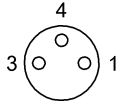
Switching output	PNP Normally open (NO)
------------------	------------------------

## Remarks

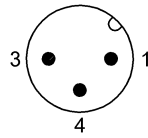
Enclosure rating per IEC 60529, only in screwed state with the associated mating piece.  
Bulk cable approval per UL+CSA, UL-AWM Style 21198 or 20549  
Halogen-free per DIN-VDE 0472 Part 815  
Flame resistance acc. to FT1

BCC M323-M423-3E-602-PX43T2-020  
BCC0597

## Connector view

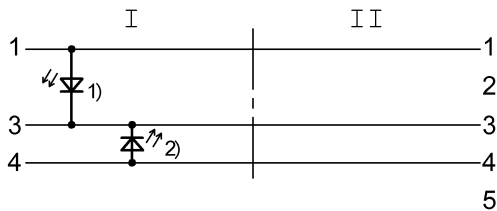


I



II

## Wiring Diagram



1) Green LED = Power 2) Yellow LED = Function