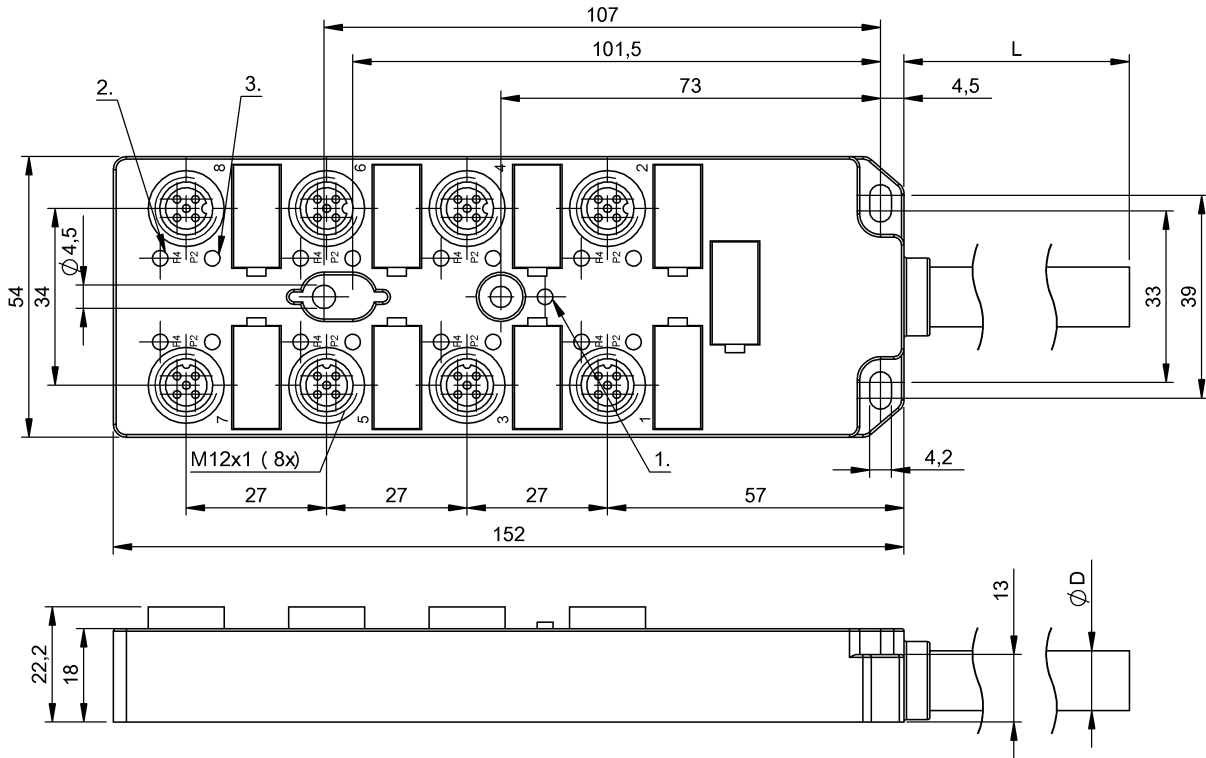


C04 T8R-00-PB-100M  
BPI0073



1) LED function indicator 2) LED ye for S1 on PIN 4 3) LED ye for S2 on PIN 2

## Display/Operation

Power indicator	LED green
Switching function display	8x LED yellow

## Electrical connection

Cable diameter D	11.50 mm
Number of conductors	19

## Electrical data

Operating voltage $U_b$	10...30 VDC
Output current max.	2 A
Total current max.	12 A

## Environmental conditions

Ambient temperature	-25...90 °C
---------------------	-------------

Protection type IEC 60529

IP67 when threaded in

## Material

Housing material	PBT, GF
------------------	---------

## Mechanical data

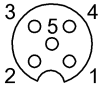
Casting	yes
Dimension	152 x 54 x 22.2 mm
Fastening detail	M4 (4x)
Tightening torque	1.2 Nm $\pm$ 0.2 (M4)
Tightening torque pigtail	0.6 Nm + 0.1 Nm (M12 connector)

## Output/Interface

Switching output	PNP Normally open/Normally closed (NO/NC)
------------------	---

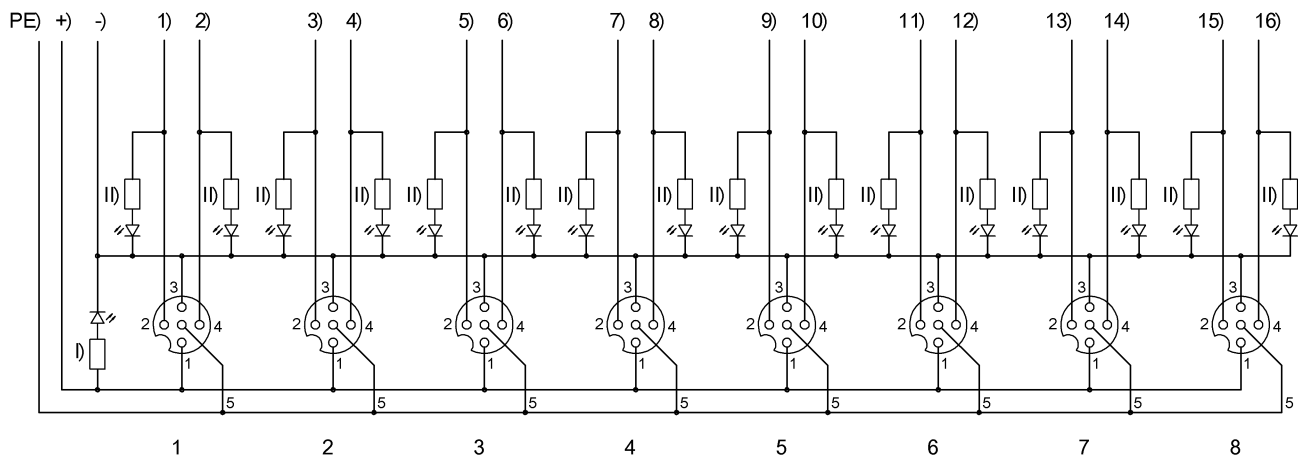
C04 T8R-00-PB-100M  
BPI0073

## Connector view



I/O ports PIN 1: +24V PIN 2: Normally closed PIN  
3: 0V PIN 4: Normally open PIN 5: PE

## Wiring Diagram



-) blue 1.00 mm<sup>2</sup>+) brown 1.00 mm<sup>2</sup>) LED green) LED yellow) PE) green/yellow 1.0 mm<sup>2</sup>) gray/pink2) white3) red/blue4) green5) white/green6) yellow7) brown/green8) gray9) white/yellow10) pink11) yellow/brown12) red13) white/gray14) black15) gray/brown16) violet