



Professionally approved products.

## Datasheet



# Red Cable Mount Male 3P+N+E Straight Industrial Power Connector Adapter Plug

RS Stock number [703-3782](#)

### > PLUGS

Poles	Hz.	Volt	Colour	h.	IP44		IP66/IP67	
					16A cable gland 1/10	32A cable gland 1/10	16A cable gland 1/10	32A cable gland 1/10
3P+E	50/60	380-415		6	213.1636RV	213.3236RV	218.1636RV	218.3236RV
3P+N+E	50/60	346-415		6	213.1637RV	213.3237RV	218.1637RV	218.3237RV

### > FLUSH MOUNTING APPLIANCE INLETS

Poles	Hz.	Volt	Colour	h.	IP44		IP66/IP67	
					16A 75x75 1/10	32A 75x75 1/10	16A 75x75 1/10	32A 75x75 1/10
3P+E	50/60	380-415		6	243.1696RV	243.3296RV	248.1696RV	248.3296RV
3P+N+E	50/60	346-415		6	243.1697RV	243.3297RV	248.1697RV	248.3297RV

# Professionally approved products. Datasheet

## > INDUSTRIAL PLUGS



## > REFERENCE STANDARDS

### EN 60309-1

Plugs, socket-outlets and couplers for industrial purposes.  
Part 1: general requirements.

### EN 60309-2

Plugs, socket-outlets and couplers for industrial purposes.  
Part 2: dimensional interchangeability requirements for pin and contact-tube accessories.

## > VERSIONS

	Plugs
	Appliance inlets

## > PHASE INVERTER



Fixed and movable plugs which rapidly invert two phases in order to return to the correct direction of rotation of three-phase motors for movable and fixed applications

## > TECHNICAL CHARACTERISTICS

Rated current:	16A - 32A
Rated voltage:	346÷415V~
Frequency:	50÷60Hz
Insulating voltage:	690V~
Protection degree:	IP44 - IP66/IP67
Operating temperature according to the reference standard:	-25°C+40°C
Max operating temperature:	60°C
Glow wire test:	650°C/850°C
Material:	Engineering plastic
IK degree at 20°C:	IK08
Cable inlets:	Cable gland
Halogen free:	Yes
Terminals:	Screw
Snap-on device:	16A-32A
Polarity:	3P+E / 3P+N+E
Connectable cables:	Flexible class 5 or 6

## > BEHAVIOUR WITH CHEMICAL AND ATMOSPHERIC AGENTS

Saline solution	Acids		Bases		Solvents				Mineral oil	UV rays
	Concentrated	Diluted	Concentrated	Diluted	Hexane	Benzol	Acetone	Alcohol		
Resistant	Limited Resistance	Resistant	Resistant	Resistant	Not Resistant	Not Resistant	Not Resistant	Limited Resistance	Resistant	Limited Resistance

## Professionally approved products.

## Datasheet

### > WIRING AND INSTALLATION

Wiring capacity of the terminals (mm<sup>2</sup>)

Rated voltage	Rated current (A)	Plugs Appliance inlets	
		Min	Max
Over 50V	16A	1	2,5
	32A	2,5	6

Max. cable size accepted by the cable clamp:

Rated current (A)	Outside Ø mm	
	Min	Max
16A	8	15
32A	11,5	21

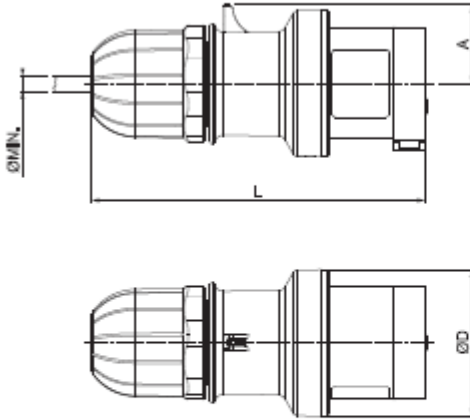
### > OPERATING PRINCIPLE OF THE PHASE INVERTER



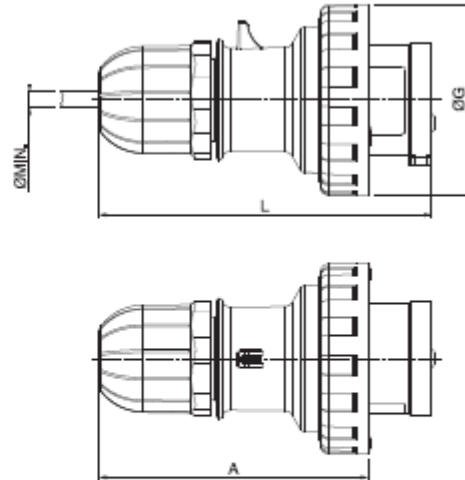
The phases are inverted by simply pushing and turning the phase pin support with a screwdriver.

# Professionally approved products. Datasheet

## PLUGS

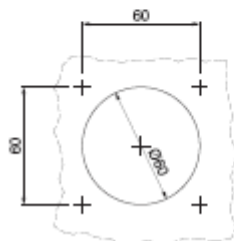
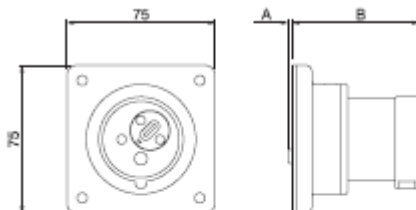


IP44		A	Ø D	L Min	Ø Min
16A	3P+E	34	60	135	6
	3P+N+E	38	65	153	9
32A	3P+E	40	65	162	9
	3P+N+E	45	73	176	13



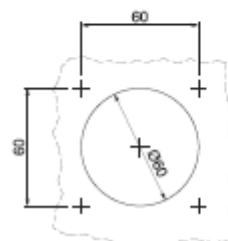
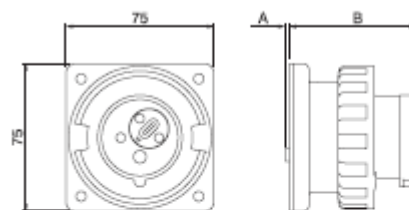
IP66/IP67		A	Ø G	L Min	Ø Min
16A	3P+E	110	81	135	6
	3P+N+E	129	88	153	9
32A	3P+E	131	93	162	9
	3P+N+E	145	101	176	13

## FLUSH MOUNTING APPLIANCE INLETS - IP44



IP44		A	B
16A	3P+E	2	65
	3P+N+E	2	65
32A	3P+E	19	73
	3P+N+E	19	73

## FLUSH MOUNTING APPLIANCE INLETS IP66/IP67



IP66/IP67		A	B
16A	3P+E	2	65
	3P+N+E	2	65
32A	3P+E	19	73
	3P+N+E	19	73