

# Radio interference suppression filter, three-phase, low leakage current HLD 710-500/30



Picture shows HLD 710-500/30

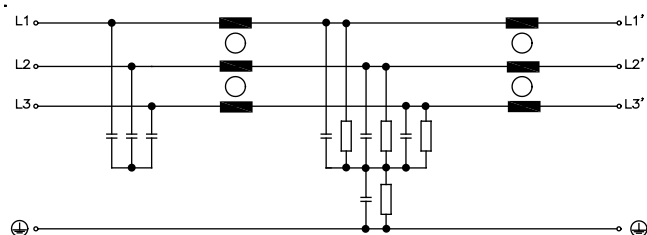
## Advantages

For enhanced requirements
Reduced leakage current
Single-stage filter concept
Efficient filter effect against line-bound interference emissions
Increase in the interference immunity of the connected consumer

## Applications

Radio interference suppression filter for line-side interference suppression of single devices, frequency converters or as group interference suppression.

## Sample application




## Standards

Radio interference suppression filter complying with  
DIN EN 60939-2, UL 1283, CSA C22.2 No.8

## Approvals



UL 1283 5th edition, CSA 22.2 No 8

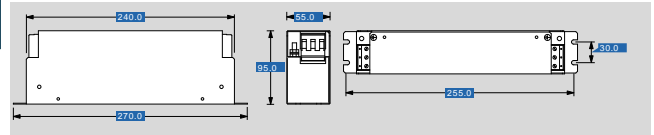


# Radio interference suppression filter, three-phase, low leakage current

## HLD 710-500/30

Type		HLD 710-500/30
Electrical data	Operating data	
	Rated voltage	3 x 520 Vac
	Voltage range	0 - 520 Vac
	Rated current	3 x 30 A
	Leakage current (50 Hz)*	6.50 mA
	Leakage current (50 Hz)**	63.00 mA
	Rated frequency	50 - 60 Hz
	Power loss	15.0 W
	Overrating Capacity	150 %, shortly
	Standards	
	Classification	EMI filter
	Approvals	
	Approvals	cURus, UL 1283 5th edition, CSA 22.2 No.8
	Environment	
	Ambient temperature max.	50 °C
Climatic category	25/085/21 (in accordance with EN 60068-1)	
Safety and protection		
SCCR***	100 kA	
Protection index	IP 20	
Type	Metal enclosure	
Safety class (prepared)	I	
Test voltage	2150 Vdc Phase/Phase, 2700 Vdc Phase/PE	
Notes		
*	Leakage current measured against the maximum permissible input voltage fluctuation in accordance with IEC 38 ±10 %	
**	Leakage current by loss of two phases	
***	with corresponding preliminary fuse	
Order numbers		
Order Number	<b>HLD 710-500/30</b>	

Type		HLD 710-500/30
Mechanical data	Terminal and mounting	
	Connections phase	Screw clamp, 10 mm <sup>2</sup>
	Connections PE	Bolt, M5
	Fixing method	Mounting lugs
	Fixing screws	M5
	Measures and weights	
	Weight	1.80 kg



Subjects to change.