

ENCLOSURE FOR COMMAND DEVICES, 22MM, ROUND, ENCLOSURE MATERIAL PLASTIC, ENCLOSURE TOP PART YELLOW, WITH PROTECTIVE COLLAR, 1 COMMAND POINT PLASTIC, A=EM. STOP MUSH. PUSHB. RED, 40MM, ROTATE TO UNLATCH, 1NC, 1NC, SCREW TERMINAL, BASE MOUNTING, TOP AND BOTTOM 1 X M20 EACH



Figure similar

product brand name	SIRIUS ACT
Product designation	Commanding and signaling devices
Design of the product	Enclosure
Manufacturer article number	<ul style="list-style-type: none"> • of supplied contact module at the command point A 1 3SU1400-2AA10-1CA0 • of supplied contact module at the command point A 2 3SU1400-2AA10-1CA0 • of the supplied holder at the command point A 3SU1500-0AA10-0AA0 • of the supplied actuator at the command point A 3SU1000-1HB20-0AA0 • of supplied empty enclosure 3SU1801-0AA00-0AC2
Enclosure:	
Design of the housing	with protective collar
Shape of the enclosure front	Square
Material of the enclosure	plastic
Number of command points	1
Product component	<ul style="list-style-type: none"> • EMERGENCY STOP device No

• protective collar	No
Color	
• of top part of the enclosure	yellow
Delivery state	
• as a kit	No
• pre-wired on strip terminal	No
Mounting type of the enclosure	Vertical

Actuator:

Product feature	
• lockout	No
Product expansion optional Light source	No
Color	
• of the actuating element	Red
Material of the actuating element	plastic
Shape of the actuating element	round
Number of contact modules	2

Front ring:

Product component front ring	No
Design of the front ring	Standard

Holder:

Material of the holder	Plastic
-------------------------------	---------

Display:

Number of LED modules	0
------------------------------	---

General technical data:

Product function	
• positive opening	Yes
• EMERGENCY OFF function	Yes
• EMERGENCY STOP function	Yes
Protection class IP	IP66, IP67, IP69(IP69K)
Shock resistance	
• acc. to IEC 60068-2-27	Sinusoidal half-wave 50 g / 11 ms
• for railway applications acc. to DIN EN 61373	Category 1, Class B
Vibration resistance	
• acc. to IEC 60068-2-6	10 ... 500 Hz: 5g
• for railway applications acc. to DIN EN 61373	Category 1, Class B
Equipment marking	
• acc. to DIN EN 61346-2	S
• acc. to DIN EN 81346-2	S
Design of the fuse link for short-circuit protection of the auxiliary switch with type of assignment 1 required	gG / Dz 10 A, quick-acting / Dz 10 A

Continuous current of the C characteristic MCB	10 A
Auxiliary circuit:	
Design of the contact of the auxiliary contacts	Silver alloy
Number of NC contacts	2
• for auxiliary contacts	
Number of NO contacts	0
• for auxiliary contacts	
Number of CO contacts	0
• for auxiliary contacts	
Connections/ Terminals:	
Type of electrical connection	Screw-type terminal
• of modules and accessories	
Type of electrical connection on enclosure	Cable routing above and below, both 1 x M20
Tightening torque	0.8 ... 0.9 N·m
• with screw-type terminals	
Interfaces:	
Design of the interface	without
• for communication	
Ambient conditions:	
Ambient temperature	-25 ... +70 °C
• during operation	
• during storage	-40 ... +80 °C
Environmental category during operation acc. to IEC 60721	3K6, 3C3, 3S2, 3M6
Installation/ mounting/ dimensions:	
Mounting type	Floor mounting
• of modules and accessories	
Height	85 mm
Width	85 mm
Depth	112.5 mm
Shape of the installation opening	round
Accessories:	
Number of labels	0
Marking of the name plate for command devices	A = I
Certificates/ approvals:	



EG-Konf.

[Bestätigungen](#)

Further information

Information- and Downloadcenter (Catalogs, Brochures,...)

<http://www.siemens.com/industrial-controls/catalogs>

Industry Mall (Online ordering system)

<http://www.siemens.com/industrymall>

Cax online generator

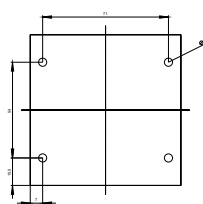
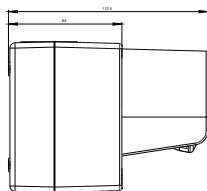
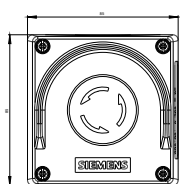
<http://support.automation.siemens.com/WW/CAXorder/default.aspx?lang=en&mfb=3SU18010NB002AC2>

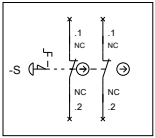
Service&Support (Manuals, Certificates, Characteristics, FAQs,...)

<https://support.industry.siemens.com/cs/ww/en/ps/3SU18010NB002AC2>

Image database (product images, 2D dimension drawings, 3D models, device circuit diagrams, EPLAN macros, ...)

http://www.automation.siemens.com/bilddb/cax_de.aspx?mfb=3SU18010NB002AC2&lang=en





SIEMENS

3SU18.1.(NB,NC)0_01_4_IEC.DXF

last modified:

25.08.2015