

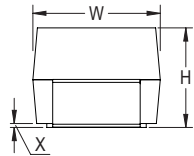
**Sample Kit Contents**

KEMET Part Number	Case Code/ Case Size	Rated Cap	Rated Voltage	DC Leakage	DF	ESR	Quantity
	KEMET/EIA	µF	VDC	µAmps +25°C Max/5 Min	% @ +25°C 120 Hz Max	mΩ @ 25°C 100 kHz Max	
T510X687M004ATE030	X/7343-43	680	4	27.2	6	30	10
T495C107M006ATE075	C/6032-28	100	6.3	6.3	8	75	10
T510E687M006ATE012	E/7360-38	680	6.3	42.8	6	12	10
T495D337M010ATE100	D/7343-31	330	10	33.0	8	100	10
T495X477M010ATE045	X/7343-43	470	10	47.0	10	45	10
T495V686M016ATE180	V/7343-20	68	16	10.9	6	180	10
T495D107M016ATE100	D/7343-31	100	16	16.0	8	100	10
T495X476M020ATE065	X/7343-43	47	20	9.4	8	65	10
T510X107M020ATE035	X/7343-43	100	20	20.0	8	35	10
T495D476M025ATE120	D/7343-31	47	25	11.8	6	120	10
T495X336M035ATE100	X/7343-43	33	35	11.6	6	100	10
T510X476M035ATE055	X/7343-43	47	35	16.5	8	55	10
T510X106M050ATE090	X/7343-43	10	50	5.0	8	90	10
T495X106M050ATE250	X/7343-43	10	50	5.0	8	250	10

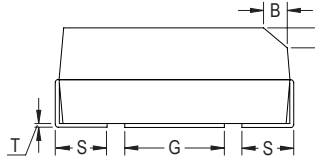
**Dimensions – Millimeters (Inches)**

Metric will govern

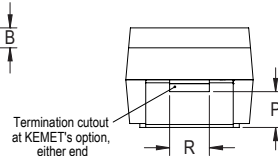
CATHODE (-) END VIEW



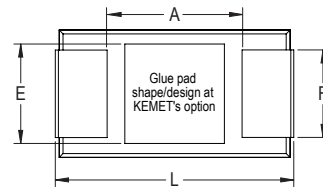
SIDE VIEW



ANODE (+) END VIEW



BOTTOM VIEW



Case Size		Component												
KEMET	EIA	L*	W*	H*	F* ±0.1 ±(.004)	S* ±0.3 ±(.012)	B* ±0.15 (Ref) ±.006	X (Ref)	P (Ref)	R (Ref)	T (Ref)	A (Min)	G (Ref)	E (Ref)
C	6032-28	6.0 ±0.3 (0.236 ±0.03)	3.2 ±0.3 (0.126 ±0.012)	2.5 ±0.3 (0.098 ±0.012)	2.2 (.087)	1.3 (.051)	0.5 (.020)	0.10 ± 0.10 (.004 ± .004)	0.9 (.035)	1.0 (.039)	0.13 (.005)	2.5(.098)	2.8 (.110)	2.4 (.094)
D	7343-31	7.3 ±0.3 (0.287 ±0.012)	4.3 ±0.3 (0.169 ±0.012)	2.8 ±0.3 (0.110 ±0.012)	2.4 (.094)	1.3 (.051)	0.5 (.020)	0.10 ± 0.10 (.004 ± .004)	0.9 (.035)	1.0 (.039)	0.13 (.005)	3.8 (.150)	3.5 (.138)	3.5 (.138)
X	7343-43	7.3 ±0.3 (0.287 ±0.012)	4.3 ±0.3 (0.169 ±0.012)	4.0 ±0.3 (0.157 ±0.012)	2.4 (.094)	1.3 (.051)	0.5 (.020)	0.10 ± 0.10 (.004 ± .004)	1.7 (.067)	1.0 (.039)	0.13 (.005)	3.8 (.150)	3.5 (.138)	3.5 (.138)
E	7360-38	7.3 ±0.3 (0.287 ±0.012)	6.0 ±0.3 (0.236 ±0.012)	3.6 ±0.2 (0.142 ±0.008)	4.1 (.161)	1.3 (.051)	0.5 (.020)	0.10 ± 0.10 (.004 ± .004)	0.9 (.035)	1.0 (.039)	0.13 (.005)	3.8 (.150)	3.5 (.138)	3.5 (.138)
V	7343-20	7.3 ±0.3 (0.287 ±0.012)	4.3 ±0.3 (0.169 ±0.012)	2.0 (0.079)	2.4 (.094)	1.3 (.051)	N/A	0.05 (.002)	N/A	N/A	0.13 (.005)	3.8 (.150)	3.5 (.138)	3.5 (.138)

Notes: (Ref) – Dimensions provided for reference only. No dimensions provided for B, P or R because low profile cases do not have a bevel or a notch.

\* MIL-PRF-55365/8 specified dimensions