



Features

- Meets UL/EN/IEC60601-1-2, 4th edition for EMC
- Approved to EN/IEC/UL60601-1, 3rd edition and EN/IEC/UL60601-1-11:2010 for Home Healthcare (non-hospital use) applications with and isolation levels which satisfy the 2 MOPP requirements
- Meets DoE Efficiency Level VI Requirements
 - No load input power
 - Average Efficiency
- Up to 12W of AC-DC Power
- Universal Input 90-264Vac Input Range
 - Desktop and Wall-Plug versions
- Meets EN55011/CISPR11, FCC Part 15.109 Class B Conducted & Radiated Emissions, with 6db margin
- E-cap life of >7 years
- 3 Year Warranty
- RoHS Compliant



Description

A high performance AC to DC external power supply family designed for medical applications. The ME10A Medical Series low power external AC-DC power supplies are approved to safety EN/IEC/UL60601-1, 3rd edition and EN/IEC/UL60601-1-11:2010 for Home Healthcare (non-hospital use) applications with and isolation levels which satisfy the 2 MOPP requirements and designed to UL/EN/IEC60601-1-2, 4th edition for EMC. The ME10A Series models will operate at universal input range of 90 to 264Vac over the wide temperature range of -20°C to +50°C, delivering full rated output power up to +40°C and applicable output power derating at 50°C. These models are available in desktop and wall-plug versions, include an IP22 rating per IEC60529 for the enclosure, and output cable terminated at a variety of output connectors.

Model Selection

Model Number	Volts	Output Current	Output Power	Ripple & Noise ¹	Line Regulation	Load Regulation	Output Connector	Input Configuration
ME10A0503F01	5.0V	2.0A	10W	50mV pk-pk	±1%	±5%	2.5 x 5.5 x 9.5mm	Class I Desktop,
ME10A1203F01	12.0V	1.0A	12W	120mV pk-pk	±1%	±5%	Straight Barrel Type,	IEC60320 C14
ME10A2403F01	24.0V	0.5A	12W	240mV pk-pk	±1%	±5%	center positive	Receptacle
ME10A0503N01	5.0V	2.0A	10W	50mV pk-pk	±1%	±5%	2.5 x 5.5 x 9.5mm	Class II Desktop,
ME10A1203N01	12.0V	1.0A	12W	120mV pk-pk	±1%	±5%	Straight Barrel Type,	IEC60320 C8
ME10A2403N01	24.0V	0.5A	12W	240mV pk-pk	±1%	±5%	center positive	Receptacle
ME10A0503Q01	5.0V	2.0A	10W	50mV pk-pk	±1%	±5%	2.5 x 5.5 x 9.5mm	Class II Desktop,
ME10A1203Q01	12.0V	1.0A	12W	120mV pk-pk	±1%	±5%	Straight Barrel Type,	IEC60320 C18
ME10A2403Q01	24.0V	0.5A	12W	240mV pk-pk	±1%	±5%	center positive	Receptacle
ME10A0503B01	5.0V	2.0A	10W	50mV pk-pk	±1%	±5%	2.5 x 5.5 x 9.5mm	Class II Wall-Plug,
ME10A1203B01	12.0V	1.0A	12W	120mV pk-pk	±1%	±5%	Straight Barrel Type,	Interchangeable
ME10A2403B01	24.0V	0.5A	12W	240mV pk-pk	±1%	±5%	center positive	Blades (North American Blade included) ²
ME10A0503C01	5.0V	2.0A	10W	50mV pk-pk	±1%	±5%	2.5 x 5.5 x 9.5mm	Class II Wall-Plug,
ME10A1203C01	12.0V	1.0A	12W	120mV pk-pk	±1%	±5%	Straight Barrel Type,	Fixed North American
ME10A2403C01	24.0V	0.5A	12W	240mV pk-pk	±1%	±5%	center positive	Blades ³

Notes:

1. Measured at the output connector, with noise probe directly across output and load terminated with 0.1µF ceramic and 10µF low ESR capacitors.
2. Order blade kit KT-1027K for other blades (EU, UK, Australia)
3. For EU fixed blades, replace "C" in the model number with "M", for UK blades, replace "C" with "G", for Australia blades, replace "C" with "H".

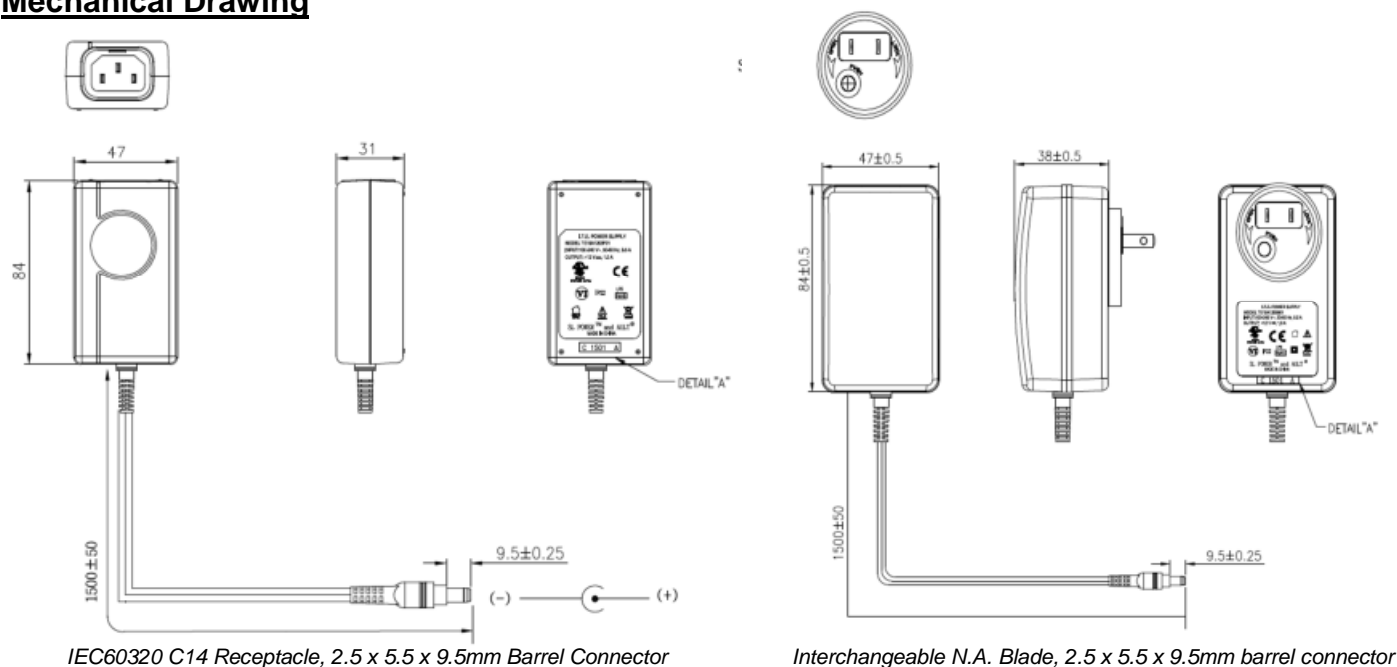
General Specifications

AC Input	100-240Vac, $\pm 10\%$, 47-63Hz, 1 ϕ	Turn On Time	Less than 700mS @115Vac, full load
Input Current	115Vac: A, 230Vac: A A max. at 90Vac	Hold-up Time	20mS min., at full Load, 100Vac input
Inrush Current	264Vac, cold start: will not exceed 40A	Overtemperature Protection	Will shutdown upon an overtemperature condition, auto-recovery.
Input Fuses	F1, F2: TBDA, 250Vac fuses (line & neutral lines) provided on all models	Overload Protection	130 to 180% of rating, Hiccup Mode
Earth Leakage Current	Input-GND: <500 μ A@264Vac, 60Hz, NC Output-GND: <4mA@264Vac, 60Hz, NC	Short Circuit Protection	Hiccup Mode, auto recovery.
Efficiency	>87%, typical	Overvoltage Protection	130 to 150% of output voltage, hiccup mode
Output Power	10 to 12W continuous – See models chart for specific voltage model ratings.	Isolation	Input-Output: 1 MOPP Input-Ground: 2 MOPP Output-Ground: 1 MOPP
No Load Input Power	<0.1W per DoE Efficiency Level VI Requirements	Safety Standards	EN/IEC/UL60601-1, 3rd edition and EN/IEC/UL60601-1-11:2010 for Home Healthcare
Ripple and Noise	See models chart on pg 1.	Operating Temperature	-20°C to +50°C Start Up at -40°C, full load, (warmup period before all parameters are within published specifications).
Output Voltage	See models chart on pg 1.	Temperature Derating	Derate output power above 40°C to TBD at 50°C
Transient Response	500 μ S response time for return to within 0.5% of final value for any 50% load step over the range of 5% to 100% of rated load, $\Delta I/\Delta t < 0.2A/\mu$ S. Max. voltage deviation is $\pm 3.5\%$.	Storage Temperature	-40°C to +85°C
Regulation	See models chart on pg 1.	Altitude	Operating: to 5000m. Non-operating: -500 to 40,000 ft.
Drop Test	1.4m from table top to wooden platform, 6 faces.	Relative Humidity	5% to 95%, non-condensing
Vibration	Operating: 0.003g/Hz, 1.5grms overall, 3 axes, 10 min/axis, 1-500Hz. Non-Oper.: random waveform, 3 minutes per axis, 3 axes and Sine waveform, Vib. frequency/acceleration: 10-500Hz/1g, sweep rate of 1 octave / minutes, Vibration time of 10 sweeps / axes, 3 axes	Shock	Operating: Half-sine, 20gpk, 10mS, 3 axes, 6 shocks total Non-Operating: Half-sine waveform, impact acceleration of 100G, Pulse duration of 6 mS, Number of shocks: 3 for each of the three axis
Dimensions	See outline drawings	MTBF	>250,000 hours, full load, 110 & 220Vac input, 25°C amb., per Telcordia 332 Issue 6.
Weight	TBDg	E-Cap Life	>7 year life based on calculations at 115Vac/60Hz & 230Vac/50Hz, ambient 25°C at 24 hrs per day, 365 days/year, 6 power up cycles per day.

EMI/EMC Compliance

Conducted Emissions:	EN55011/CISPR22 Class B, FCC Part 15.107, Class B: 6db margin typ, at 115 and 230Vac
Radiated Emissions:	EN55022/CISPR22 Class B, FCC Part 15.109, Class B: 3db margin typ, at 115 and 230Vac
Common Mode Noise:	High Frequency (100kHz-20MHz): <40mA pk-pk
Electro-Static Discharge (ESD) Immunity on Power ports:	EN55024/IEC61000-4-2, Level 4: +/- 8kV contact, +/- 15kV air, Criteria A IEC60601-1-2, 4 th Edition, Table 4
Radiated RF EM Fields Susceptibility	EN55022/EN61000-4-3, 10V/m, 80MHz-2.7GHz, 80% AM at 1kHz IEC60601-1-2, 4 th Edition, Table 4
Electrical Fast Transients (EFT) /Bursts:	EN55024/IEC61000-4-4, Level 4, +/- 4.4kV, 100Khz rep rate, 40A, Criteria A IEC60601-1-2, 4 th Edition, Table 5 & 6
Surges, Line to Line (Diff Mode) and Line to GND (CMN Mode)	EN55024/IEC61000-4-5, Level 4, +/-1kV DM, +/-4kV CM, Criteria A Surpasses IEC60601-1-2, 4 th Edition requirements.
Conducted Disturbances induced by RF Fields	EN55022/IEC61000-4-6, 3.6V/m – Level 4, 0.15 to 80Mhz; and 12V/m) in ISM and amateur radio bands between 0.15Mhz and 80Mhz, 80% AM at 1KHz IEC60601-1-2, 4 th Edition, Table 5, 6, & 8.
Rated Power frequency magnetic fields	EN55024/IEC1000-4-8, Level 4: 30 A/m, 50/60 Hz IEC60601-1-2, 4 th Edition, Table 4
Voltage Interruptions, Dips, Sags & Surges	EN55024/IECEN61000-4-11: --100% dip for 20mS, Criteria A --100% dip for 500mS (250/300 cycles), Criteria B --60% dip for 100mS, Criteria B --30% dip for 500mS, Criteria A IEC60601-1-2, 4 th Edition, Table 5
Harmonic Current Emissions	EN55011/EN61000-3-2, Class A
Flicker Test	EN61000-3-3

Mechanical Drawing
























Notes:

1. All dimensions in mm.
2. Interchangeable blade models come with North American blade fitted. For other blades (EU, UK, Aust.) order blade kit KT1027K.

Connector Information

Standard models include a 2.5 x 5.5 x 9.5mm straight barrel type connector (Ault #3), center positive. Other standard options are listed below. The "03" in the standard model number is replaced by the applicable digits below:

Connector No.	Description		Connector No.	Description	
02	2.0 x 5.5 x 9.5mm straight barrel plug - Center Positive		44	2.0 x 5.5 x 9.5mm straight barrel plug, locking - Center Positive	
03	2.5 x 5.5 x 9.5mm straight barrel plug - Center Positive (Standard Models)		45	2.5 x 5.5 x 9.5mm straight barrel plug, locking - Center Positive	
12	5 pin DIN-180 male connector (Pins 3, 5 = (+), pins 1, 2, 4 = (-))		48	3 pin Snap n Lock, Kycon Kpp-3P or equivalent (Pin 1 = (+), pin 2 = (-))	
22	6 pin DIN male connector (Pins 1, 2 = (+), pins 4, 5 = (-))		49	4 pin Snap n Lock, Kycon Kpp-4P or equivalent (Pins 1, 3 = (+), pins 2, 4 = (-))	
23	8 pin DIN male connector (Pins 3, 7 = (+), pins 1, 4, 6, 8 = (-), shell = FG))		51	6 pin Minifit - Molex 39-01-2060 or equivalent (Pins 1, 4 = (+), pins 3, 6 = (-))	
32	9 pin "D" type, female (Pin 8 = (+), pin 5 = (-), all others = NC)		65	Stripped and Tinned Leads	
33	2.5 x 5.5 x 12.5mm straight barrel plug - Center Positive		70	2.0 x 5.5 x 11mm right angle barrel plug (high retention) - Center Positive	
40	2.0 x 5.5 x 9.5mm right angle barrel plug (high retention) - Center Positive		71	2.5 x 5.5 x 11mm right angle barrel plug (high retention) - Center Positive	
41	2.5 x 5.5 x 9.5mm right angle barrel plug (high retention) - Center Positive		72	2.0 x 5.5 x 9.5mm straight barrel plug (high retention, no spark) - Center Positive	
42	2.0 x 5.5 x 11mm straight barrel plug (high retention) - Center Positive		73	2.5 x 5.5 x 9.5mm straight barrel plug (high retention, no spark) - Center Positive	
43	2.5 x 5.5 x 11mm straight barrel plug (high retention) - Center Positive		74	EIAJ#5 style connector - Center Positive	