

HO 39 W/840

LUMILUX T5 HO | Tubular fluorescent lamps 16 mm, high output



Areas of application

- Industry
- Public buildings
- Offices
- Tunnels, underpasses
- Car parks

Product benefits

- Excellent luminous flux
- Up to 20 % more economical than LUMILUX T8
- Up to 50 % smaller volume than comparable T8 lamps
- Natural colors

Product features

- Very good lumen maintenance: 90 % throughout the service lifetime of the lamp
- Long average lifetime: up to 24,000 h (with QUICKTRONIC ECG)
- Good color rendering group: 1B (R_a : 80...89)
- Dimmable



Product datasheet

Technical data

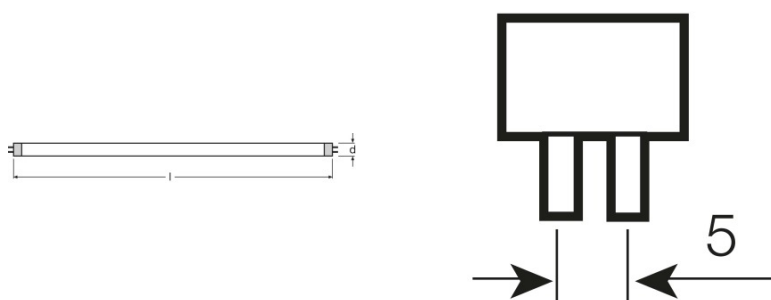
Electrical data

Nominal wattage	38.00 W
Rated lamp efficacy (HF data 25 °C)	Under clarification by authority and standardization body
Rated lamp efficacy (standard condition)	82 lm/W
Rated wattage	38.00 W

Photometrical data

Color rendering index Ra	≥80
Rated luminous flux	3100 lm
Luminous flux at 25 °C	3100 lm
Luminous flux at 35 °C	3500 lm
Light color	840
Color temperature	4000 K
Nominal luminous flux	3100 lm
Light color as per EN 12464-1	LUMILUX Cool White
Rated LLMF at 2,000 h	0.95
Rated LLMF at 4,000 h	0.92
Rated LLMF at 6,000 h	0.91
Rated LLMF at 8,000 h	0.90
Rated LLMF at 12,000 h	0.90
Rated LLMF at 16,000 h	0.90
Rated LLMF at 20,000 h	0.89

Dimensions & weight



Tube diameter	16 mm
Length	849.0 mm
Length with base excl. base pins/connection	849.00 mm

Product datasheet

Diameter	16.0 mm
Maximum diameter	16.0 mm

Temperatures

Rated ambient temp.w.max.luminous flux	35.0 °C
--	---------

Lifespan

Service life	19000 h ¹⁾
Lifespan	24000 h ¹⁾
Rated lamp survival factor at 2,000 h	0.99
Rated lamp survival factor at 4,000 h	0.99
Rated lamp survival factor at 6,000 h	0.99
Rated lamp survival factor at 8,000 h	0.99
Rated lamp survival factor at 12,000 h	0.99
Rated lamp survival factor at 16,000 h	0.97
Rated lamp survival factor at 20,000 h	0.85
Operation mode LLMF/LSF	HF
Rated lamp life time	24000 h
Nominal lamp life time	24000 h

¹⁾ With preheat ECG

Additional product data

Base (standard designation)	G5
Lamp mercury content	1.5 mg
Appropriate disposal acc. to WEEE	Yes
Footnote only for product	Suitable for ECG operation only/Lamp designed for internal luminaire temperatures of 30...40 °C; optimum luminous flux achieved at 35 °C

Capabilities

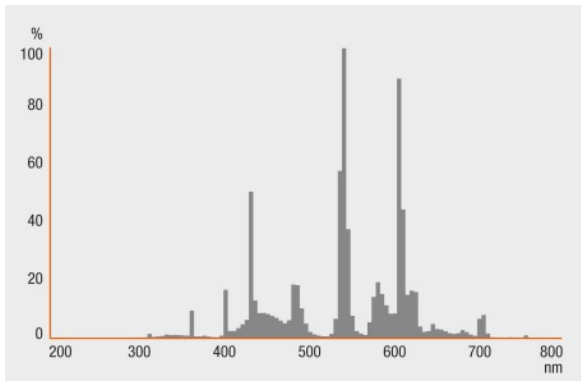
Dimmable	Yes
Suitable for indoor	Yes

Certificates & standards

Energy efficiency class	A+
Energy consumption	42 kWh/1000h

Light Distribution

Product datasheet



Spectral power distribution

System guarantee

OSRAM System+ Guarantee in combination with OSRAM ECGs

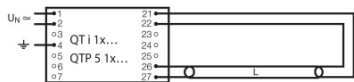


Guarantee

Safety advice

In case of lamp breakage: www.osram.com/brokenlamp

Product datasheet



Circuit diagram

Circuit diagram

Logistical Data

Product code	Product description	Packaging unit (Pieces/Unit)	Dimensions (height x width x length)	Volume	Gross weight
4050300453545	HO 39 W/840	Shipping carton box 40	194 mm x 93 mm x 900 mm	16.24 dm ³	3614.00 g
4050300591711	HO 39 W/840	Shipping carton box 20	104 mm x 83 mm x 882 mm	7.61 dm ³	2060.00 g

The mentioned product code describes the smallest quantity unit which can be ordered. One shipping unit can contain one or more single products. When placing an order, for the quantity please enter single or multiples of a shipping unit.

References / Links

For more information on QUICKTRONIC electronic control gear go to
 ▶ www.osram.com/QUICKTRONIC

Disclaimer

Subject to change without notice. Errors and omission excepted. Always make sure to use the most recent release.

HO 39 W/840

LUMILUX T5 HO | Tubular fluorescent lamps 16 mm, high output

Product name	Product name ECG	EAN	Nominal current	Nominal wattage + Power loss	Luminous flux at 35 °C	Number of lighting outlets
HO 39 W/840	QT-FIT 5/8 1x18-39	4008321873927	0.19 A	42.00 W	3100 lm	1
	QT-FIT 5/8 2x18-39	4008321873903	0.36 A	80.00 W	3100 lm	2
	QTi 1x14/24/21/39 GII	4008321383334	0.18 A	41.00 W	3100 lm	1
	QTi 1x21/39 DIM	4050300870564	0.18 A	41.80 W	3100 lm	1
	QTi 2x14/24/21/39 GII	4008321383396	0.36 A	81.00 W	3100 lm	2
	QTi 2x21/39 DIM	4050300870694	0.36 A	82.00 W	3100 lm	2
	QTi DALI 1x21/39 DIM	4050300870366	0.18 A	41.80 W	3100 lm	1
	QTi DALI 2x21/39 DIM	4050300870489	0.36 A	82.00 W	3100 lm	2
	QTP5 1x24-39	4008321329110	0.18 A	41.00 W		1
	QTP5 1x24-39	4008321329110	0.18 A	41.00 W	3100 lm	1
	QTP5 2x24-39	4008321329417	0.36 A	82.00 W		2
	QTP5 2x24-39	4008321329417	0.36 A	82.00 W	3100 lm	2
	QTP-M 1x26-42	4008321329134	0.18 A	41.00 W	3100 lm	1
	QTP-OPTIMAL 1x18-40	4008321873743	0.13 A	41.00 W	3100 lm	1
	QTP-OPTIMAL 2x18-40	4008321873767	0.24 A	88.00 W	3100 lm	2