



### Model Number

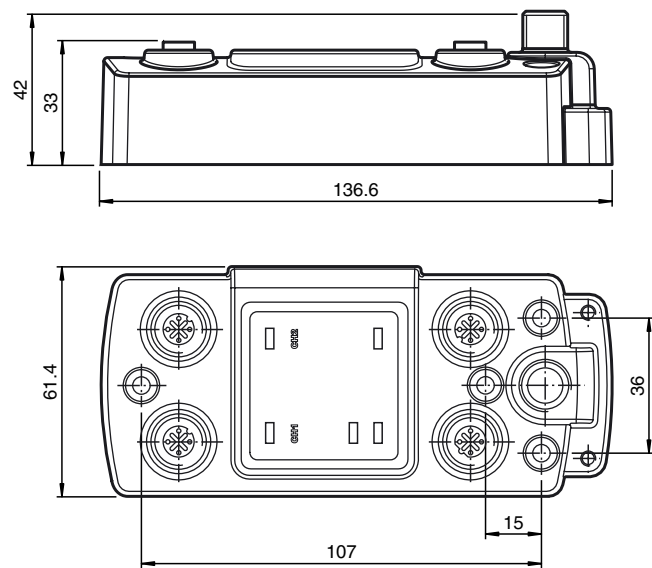
#### IC-KP2-2HB6-V15B

Control interface unit  
IDENTControl Compact  
with PROFIBUS DP interface

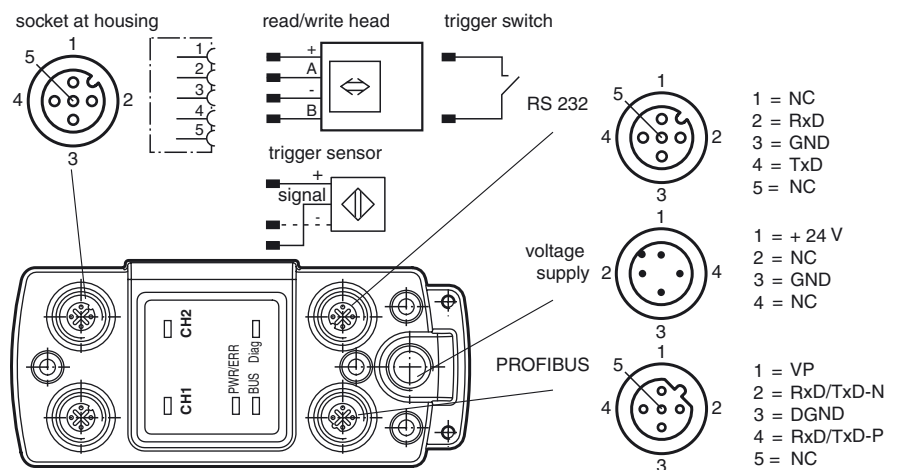
### Features

- LED status indicator of bus communication and read/write heads
- Max. 2 read/write heads can be connected
- Alternatively 1 read/write head and 1 trigger sensor can be connected

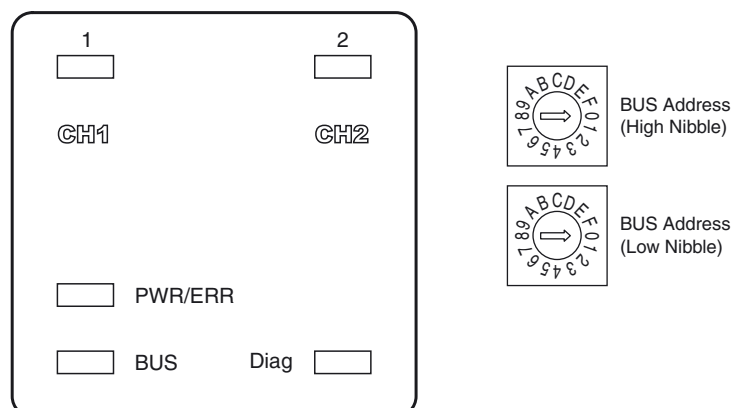
### Dimensions



### Electrical connection



### Indicating / Operating means



## Technical data

## General specifications

Number of read/write heads	max. 2 alternatively 1 read/write head and 1 trigger sensor
UL File Number	E87056

## Indicators/operating means

LED BUS	green: Slave is at state "Data Exchange" red: Bus error
LED Diag	No function
LEDs 1, 2	Status indicator for read/write heads green: command at read/write head active yellow: approx. 1 second long, if command was successfully executed
LEDs CH1, CH2	green: read head detected red: Configuration error
LED PWR/ERR	green: power on red: Hardware fault
Rotary switch	Address setting 00 ... 7E, FF (hexadecimal) BUS Address (high nibble): 0 ... 7, F BUS Address (low nibble): 0 ... F

## Electrical specifications

Rated operating voltage	$U_e$	20 ... 30 V DC, PELV
Ripple		≤ 10 % at 30 V DC
Current consumption		≤ 4 A incl. read/write heads
Power consumption	$P_0$	2 W Without read/write heads
Electrical isolation		basic insulation acc. to DIN EN 50178, rated insulation voltage of 50 V <sub>eff</sub>

## Interface 1

Interface type	PROFIBUS
Physical	RS-485
Protocol	PROFIBUS DP acc. to EN 50170
Transfer rate	9.6; 19.2; 93.75; 187.5; 500; 1500 kBit/s 3; 6; 12 Mbit/s self-synchronizing

## Interface 2

Interface type	Diagnostic Interface
Physical	RS 232
Protocol	ASCII
Transfer rate	38.4 kBit/s

## Ambient conditions

Ambient temperature	-25 ... 70 °C (-13 ... 158 °F)
Storage temperature	-40 ... 85 °C (-40 ... 185 °F)
Climatic conditions	air humidity max. 96 % Salt spray resistant to EN 60068-2-52
Shock and impact resistance	Oscillation (Sine): 5 g, 10 - 1000 Hz to EN 60068-2-6 Shock (Half-sine): 30 g, 11 ms in accordance with EN 60068-2-27

## Mechanical specifications

Degree of protection	IP67
Connection	Read/write heads: shielded, 4-pin, M12 connector Power supply: M12 connector Protective earth: M4 earthing screw Diagnostic RS 232: M12 connector PROFIBUS: M12 connector, B-coded

Material	
Housing	Powder coated zinc
Installation	screw fixing
Mass	approx. 500 g

## Compliance with standards and directives

Directive conformity	
EMC Directive 2004/108/EC	EN 61000-6-2:2006, EN 61000-6-4:2007
Standard conformity	
Degree of protection	IEC 60529:2001

## Function

The RFID identification system **IDENTControl Compact** from Pepperl+Fuchs offers a vast number of benefits compared to other systems, thanks to its innovative design. The control interfaces **IDENTControl** and **IDENTControl Compact** make up the core of the system.

With its integrated interfaces to all commercially available fieldbus systems such as PROFIBUS, PROFINET, Ethernet, EtherCAT, CC-Link, serial connections (RS 232 or RS 485) and numerous connection options for read/write heads available for frequency ranges LF, HF and UHF, the **IDENTControl Compact** control interface can be easily and flexibly adapted to your requirements.

LEDs on the front of the housing indicate bus communication, connected read/write heads and active read/write commands. Reliability of the application is further increased by using trigger sensors.

The system is equally suited for use in control cabinets and field use in IP67. The interface to the higher-level fieldbus is integrated in the housing, and all connections are designed such that they are pluggable. This enables simple installation and quick, problem-free replacement in case of device failure. The consistent EMC design, with metal housing, grounding and shielded wires, offers a high degree of reliability.

## Accessories

## V1-G-5M-PUR-ABG-V1-W

Connecting cable, M12 to M12, PUR cable 4-pin, shielded

## V1-G-10M-PUR-ABG-V1-W

Connecting cable, M12 to M12, PUR cable 4-pin, shielded

## ICZ-3T-0,3M-PUR ABG-V15B-G

Y connection cable for PROFIBUS

## ICZ-2T/TR-0,2M-PUR ABG-V15B-G

Terminal cable for PROFIBUS with terminal resistor

## V15B-G-5M-PUR-ABG-V15B-G

Bus cable PROFIBUS, M12 to M12, PUR cable

## V15B-G-10M-PUR-ABG-V15B-G

Bus cable PROFIBUS, M12 to M12, PUR cable

## V15B-G

Cable socket, M12, for PROFIBUS, adjustable

## V15SB-G

Cable connector, M12, for PROFIBUS, adjustable

## ICZ-MH05-SACB-8

Mounting aid for DIN rail

## V1S-G-0,15M-PUR-ABG-SUBD

Adapter M12 on Sub-D for PC connection with null modem cable