


Contacts

The Cannon DL Crimp and Buss contacts are available in addition to the factory installed Square Post/PCB mount version contacts. Crimp contacts are available loose or reeled, where as Buss contacts are available loose only.

The **Buss contacts** make the DL series capable of providing higher than 5 amps per line. The Buss contacts are pairs of contact lines which increase the amperage capability in increments of 10 amps up to 60 amps. The contacts have solder holes at the tail section for soldering #30-#18 AWG. The tail is also designed to accommodate a 1/8" crimp lug for wire sizes larger than #18.

The **Crimp contacts** are available in two plating types. The 20µ inch gold hermaphroditic version which is the economical choice for applications requiring over 100 milliamps to 5 amps. And the **50µ inch gold BUMP to FLAT** version which offers the most versatile range of application requirements from micro-amps to 5 amps.

The **BUMP to FLAT** version was developed specifically to handle "dry circuit" requirements where the signal amperage is not enough to ensure a clean contact point. The **50µ inch gold BUMP to FLAT** version is mandatory for applications with signals below 100 milliamps. The Bump contact is installed in the Plug and the Flat contact is installed in the Receptacle. This combination increases the contact force and



ensures that the wiping point becomes the current carrying point after mating. The **50µ inch gold BUMP to FLAT** version has become the standard for all modern applications where power and low voltage signals are combined into one connector.

Materials and Finishes

Description	Material	Finish
Crimp Contact*	Copper Alloy	Gold over nickel or Selective gold/tin lead over nickel
Buss Contact	Copper Alloy	Gold over nickel

*Order crimp contacts separately. See pages 52-53.

Buss Contacts

6 Pair/3Pair/1 Pair

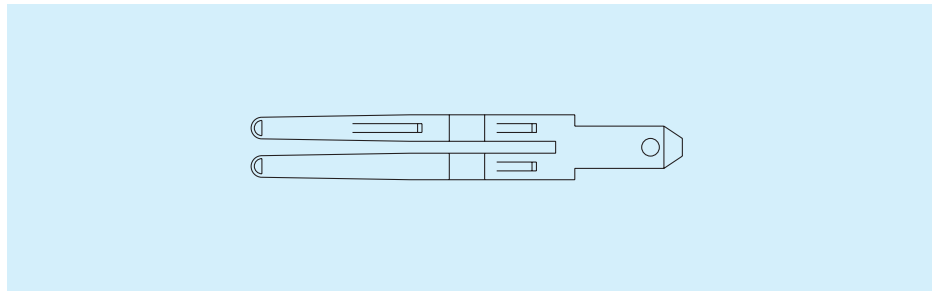


- Designed for power distribution of more than 5 amps.
- Accommodates #30-#18 AWG in hole \varnothing 1,29-1,14 (.051-.045) for wire soldering.
- Accommodates 1/8" crimp lugs for larger wire sizes.

Material: Copper Alloy

Finish: 20 μ inch in mating area/
gold flash on balance (terminating end)

1 Pair

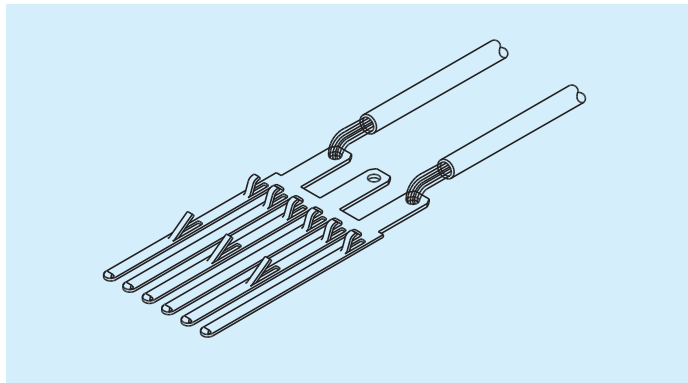


Buss Contact

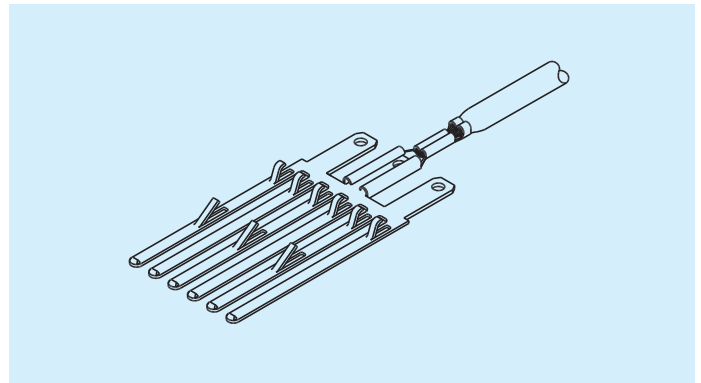
Description	Part Number
1 Pair	030-7380-001
2 Pair	030-7380-002
3 Pair	030-7380-003
4 Pair	030-7380-004
5 Pair	030-7380-005
6 Pair	030-7380-006

Note: For more information on tools and assembly, see pages 54-59.

Wire Termination — Solder



Wire Termination — Crimp Lug



Crimp Contacts — Loose

Loose

50µ inch gold contacts:

- Recommended for all applications.
- Offer the broadest amperage range.
- Mandatory for low current applications (less than 100 milliamps).

Material:	Copper Alloy
Finish:	Gold over nickel
Extraction Tool:	274-7029-007
Insertion Tool:	None Required

Plug (Bump)



Receptacle (Flat)

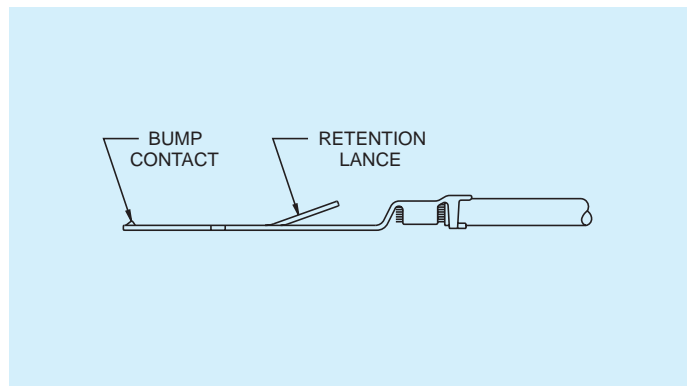


Wire Accommodation	Plug 50µInch Gold Bump●	Receptacle 50µInch Gold Flat●	Plug and Receptacle 20µInch Gold	Hand Tool (Page 55)
36 thru 38 AWG	—	—	127000-2207 + *	▲
28 thru 32 AWG	030-2416-003	030-2494-001	030-2416-001 ■	1
24 thru 26 AWG	030-2410-003	030-2492-001	030-2410-001 ■	2
20 thru 22 AWG	030-2409-003	030-2491-001	030-2409-001 ■	2
18 thru 20 AWG ◆	030-2415-003	030-2493-001	030-2415-001 ■	3

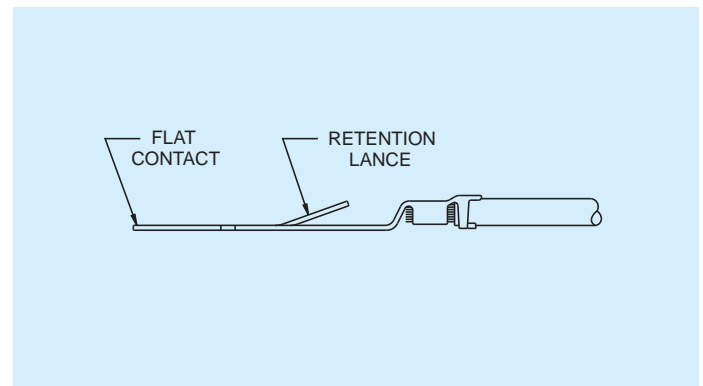
Note: For more information on tools and assembly, see pages 54-59.

- ◆ Non Insulation Support
- + Sold in lots of 100 pieces.
- For low current applications (less than 100 milliamps) use 50µ inch gold (bump) contact on plug side and 50µ inch flat gold (flat) contact on receptacle side.
- ▲ Contact Factory for tool.
- * Finish: 20µ inch gold in mating area/Gold flash on balance (terminating end).
- Finish: 20µ inch gold in mating area/Tin lead on balance (terminating end).

Plug (Bump)



Receptacle (Flat)



Crimp Contacts — Reeled

Reeled

50μ inch gold contacts:

- Recommended for all applications.
- Offer the broadest amperage range.
- Mandatory for low current applications (less than 100 milliamps).

Material:	Copper Alloy
Finish:	Gold over nickel
Extraction Tool:	274-7029-007
Insertion Tool:	None Required

Note: Automatic tooling is recommended for volume over 50K per year, see page 59.

Plug (Bump)



Receptacle (Flat)



Wire Accommodation	Plug 50μInch Gold Bump ●	Receptacle 50μInch Gold Flat ●	Plug and Receptacle 20μInch Gold	Hand Tool (Page 55)
40 thru 42 AWG	—	—	127000-2278*	▲
36 thru 38 AWG	—	—	127000-1271*	▲
28 thru 32 AWG	110238-0482	110238-0486	110238-0403 ■	1
24 thru 26 AWG	110238-0480	110238-0484	110238-0401 ■	2
20 thru 22 AWG	110238-0479	110238-0483	110238-0400 ■	2
18 thru 20 AWG ◆	110238-0481	110238-0485	110238-0402 ■	3

Note: For more information on tools and assembly, see pages 54-59.

- ◆ Non Insulation Support
- For low current applications (less than 100 milliamps) use 50μ inch gold (bump) contact on plug side and 50μ inch gold (flat) contact on receptacle side.
- ▲ Contact Factory for tool.
- * Finish: 20μ inch gold in mating area/Gold flash on balance (terminating end).
- Finish: 20μ inch gold in mating area/Tin lead on balance (terminating end).