

Mounting bracket
with strain
relief option

e-chain® zip-open
along outer radius

Two-piece
link design

For high
accelerations

Small pitch
for low-noise,
smooth running

Can be separated
and joined at each link

Interior separation
possible

+ Fast opening, large inner height

When to use Series 17 E2 mini:

- If an e-chain® with an inner height of 32 mm is required
- For inner widths up to 100 mm
- For unsupported lengths up to 1,0 m and fill weights up to 1,5 kg/m
- If a very small e-chain® with a large inner height is required
- Small pitch for smooth running
- If fast, zipper-like accessibility to cables is required



When to use a different igus® Series:

- If a fully enclosed e-tube with zipper opening mechanism is required
- ▶ **Series R17 zipper e-tube, page 4.60**
- If snap-open accessibility along the inner radius is required
- ▶ **Series B17i E2 mini, page 5.120**
- If maximum stability is required
- ▶ **Series R4.32, page 7.42**
- If torsion occurs
- ▶ **Series E16/Z16 easy chain®, page 3.42**

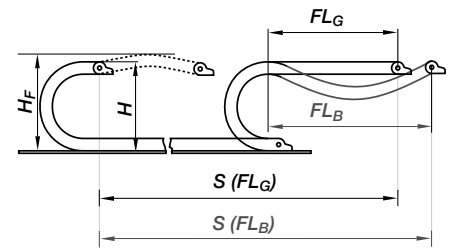
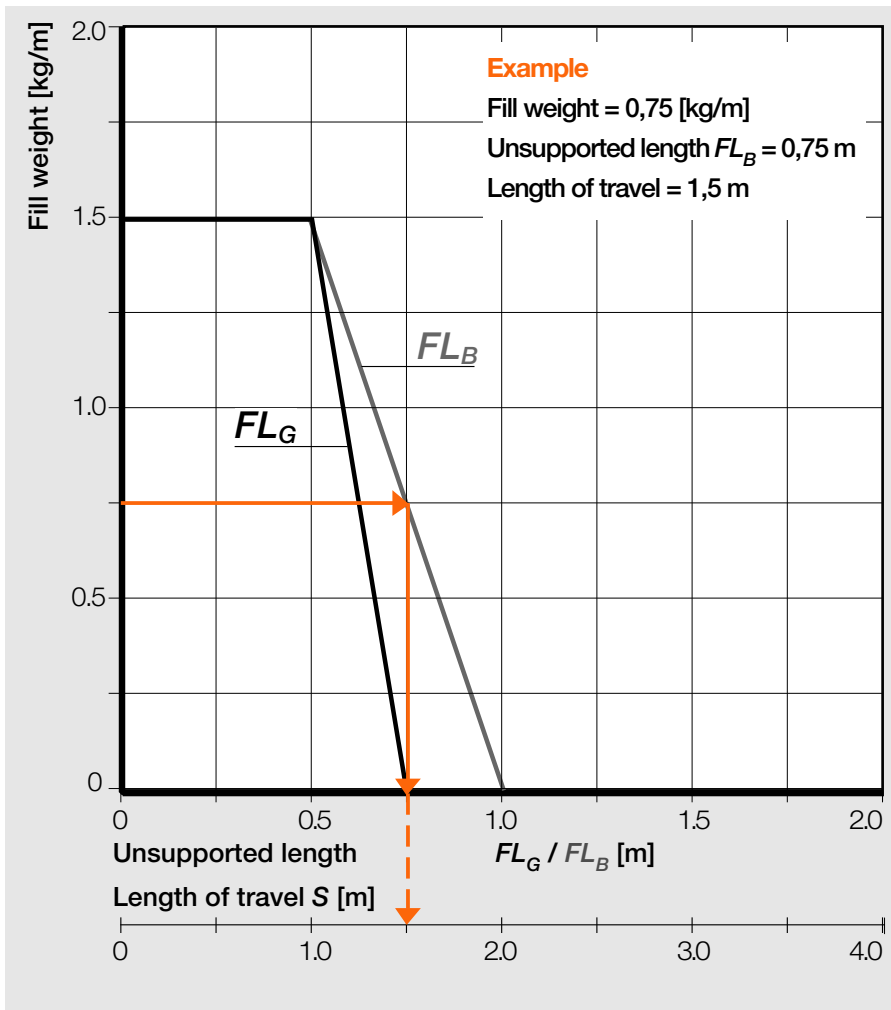


Available from stock. Delivery in 24h or today!*

*Delivery time means time until shipping of goods

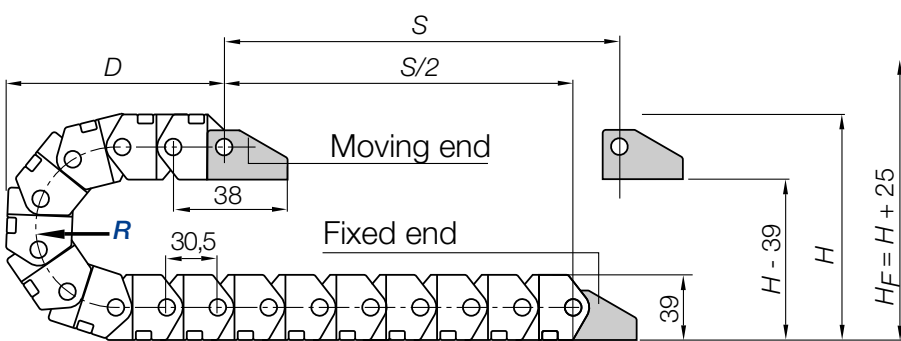


3D-CAD files, configurators, PDF ▶ www.igus.de/en/17



Unsupported applications

Unsupported e-chains® feature positive camber over short travels. This must be accounted for when specifying the clearance height H_F . Please consult igus® if space is particularly restricted. More information ► **Design, page 1.8**



Technical Data

Speed, material, temperature and flammability class ► **page 4.6**

- Pitch** = 30,5 mm/link
- Links/m** = 33 (1006,5 mm)
- Chain length** = $S/2 + K$

R	063	075	100	125
H	165	189	239	289
D	128	140	165	190
K	260	300	380	455

The required clearance height: $H_F = H + 25$ mm (with 1,5 kg/m fill weight)



FL_G = with straight upper run
 FL_B = with permitted sag

S = Length of travel
 R = Bending radius

H = Nominal clearance height
 H_F = Required clearance height

D = Overlength e-chain®, radius in final position
 $K = \pi \cdot R + \text{"safety"}$

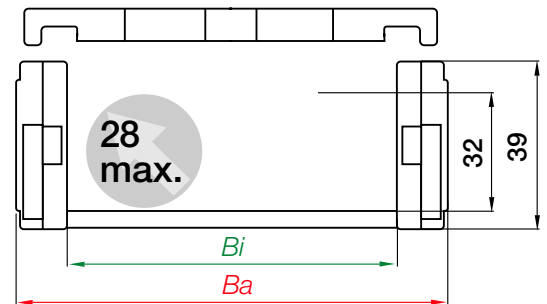



e-chain® | Series 17 | zip-open along outer radius

e-chain® zip-open along outer radius	<i>Bi</i> [mm]	<i>Ba</i> [mm]	<i>R</i> Bending radii [mm]	Weight [kg/m]
17. 1 .R.0	15	25,5	063 075 100 125	≈ 0,52
17. 2 .R.0	25	35,5	063 075 100 125	≈ 0,59
17. 3 .R.0	38	48,5	063 075 100 125	≈ 0,65
17. 4 .R.0	50	60,5	063 075 100 125	≈ 0,70
17. 5 .R.0	63	76	063 075 100 125	≈ 0,83
17. 6 .R.0	80	93	063 075 100 125	≈ 0,92
17. 7 .R.0	100	113	063 075 100 125	≈ 1,06

Supplement Part No. with required radius (*R*) Example: 17.2.075.0

Order key 17. 2. 075. 0 e-chain®

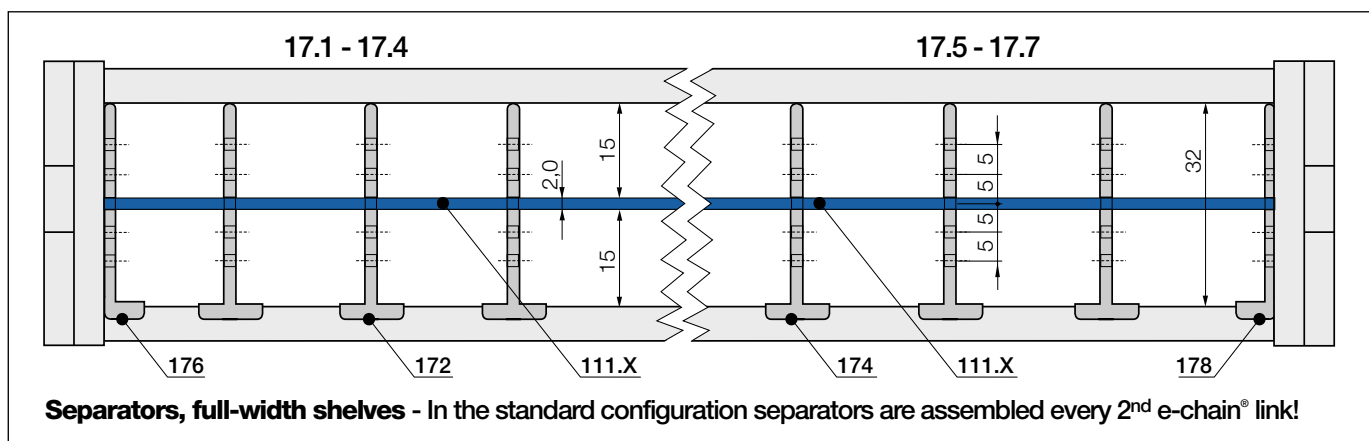


 17.2.075.0 = e-chain® snap-open along outer radius, *Bi* 25 mm inner width, *R* 075 mm radius, color black
More order examples and configuration options ► page 4.59

 Part No. of e-chain® links as single parts ► page 4.7

 Standard e-chains® available from stock. Delivery in 24h or today!*

*Delivery time means time until shipping of goods



Slotted separator for 17.1 up to 17.4
 unassembled **171**
 assembled **172**

Slotted separator 171 (17.1 up to 17.4) is used when vertical and horizontal separation is required. Due to its slot, it allows basic vertical/horizontal shelving arrangements.

Side plate for 17.1 up to 17.4
 unassembled **175**
 assembled **176**

Side plate 175 (17.1 up to 17.4) Side plate for use with full-width shelf 110.X and slotted separator 171.

Slotted separator for 17.5 bis 17.7
 unassembled **173**
 assembled **174**

Slotted separator 173 (17.5 up to 17.7) is used when vertical and horizontal separation is required. Due to its slot, it allows basic vertical/horizontal shelving arrangements.

Side plate for 17.5 bis 17.7
 unassembled **177**
 assembled **178**

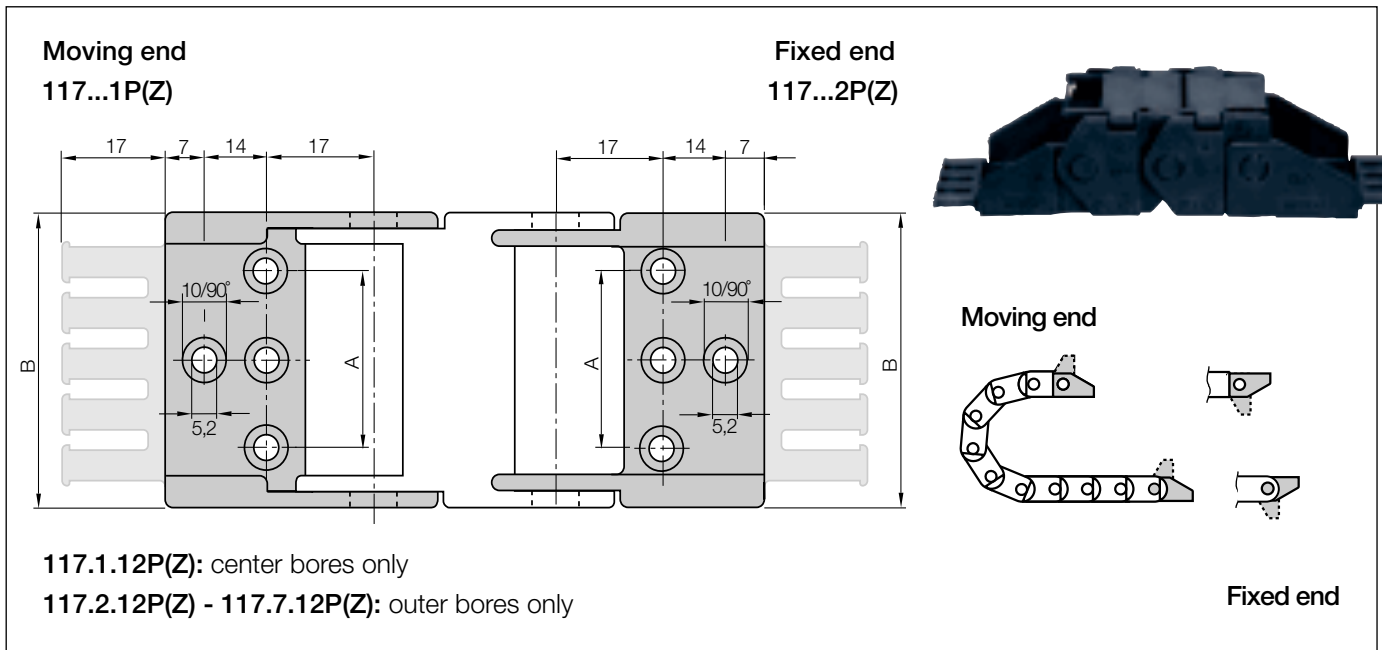
Side plate 177 (17.5 up to 17.7) Side plate for use with full-width shelf 110.X and slotted separator 174.

Full-width shelf for all widths
 unassembled **110.X**
 assembled **111.X**

Full-width shelf 110.X (for all widths) this option makes sense in applications with many thin cables with similar diameters. For a consequent subdivision. Full-width shelves can be arranged at 5 different heights (in 5 mm increments).

Full-width shelves (for all widths)

Width X [mm]	unassembled	assembled	Width X [mm]	unassembled	assembled	Width X [mm]	unassembled	assembled
015	110.15	111.15	050	110.50	111.50	100	110.100	111.100
025	110.25	111.25	063	110.63	111.63			
038	110.38	111.38	080	110.80	111.80			



Polymer locking, one-piece | Universal for e-chains®
Recommended for unsupported applications

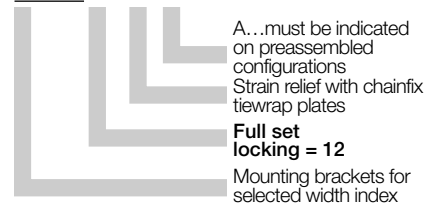
Width Index	Part No. full set with tiewrap plates	Part No. full set without tiewrap plates	Dim. A [mm]	Dim. B [mm]	Number of teeth
1.	▶ 117.1.12PZ	117.1.12P	–	25,5	2
2.	▶ 117.2.12PZ	117.2.12P	12	35,5	3
3.	▶ 117.3.12PZ	117.3.12P	25	48,5	4
4.	▶ 117.4.12PZ	117.4.12P	37	60,5	5
5.	▶ 117.5.12PZ	117.5.12P	48	76	6
6.	▶ 117.6.12PZ	117.6.12P	65	93	8
7.	▶ 117.7.12PZ	117.7.12P	85	113	10



- One-piece mounting bracket
- Available with or without strain relief tiewrap plates
- Corrosion-resistant
- Various installation options on the fixed end and/or the moving end
- Inner and outer attachment possible

Part No. structure

117.2.12 PZ A1



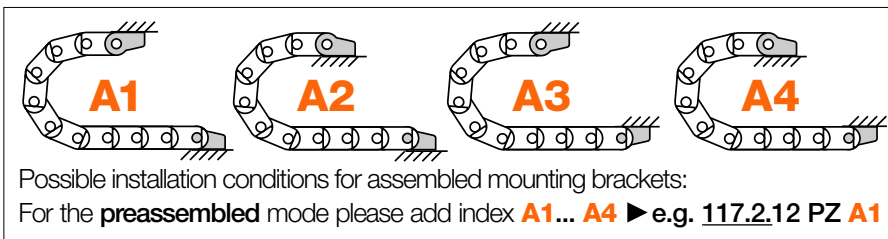
Single-part order

Mounting bracket **Moving end**


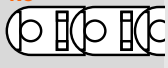


117.2.1 PZ A1 (preass. + tiewrap plate)

Mounting bracket **Fixed end**


117.2.2 PZ A1 (preass. + tiewrap plate)



Strain relief, e.g. clamps, tiewrap plates, nuggets and plug-in clips are available from stock. The complete chainfix range with order options ▶ from page 10.1

<p>i <i>Standard</i></p> <p>Part No. Standard e-chains®</p>  <p>17.2.R.0</p> <p>Delivery time 24h or today!*</p>	<p><i>NC-Version - (no camber) without pretension</i></p> <p>Part No. NC-Material e-chains®</p> <p>NC</p>  <p>17.2.R.0.NC</p> <p>Delivery time 3-5 work days</p>	<p><i>ATEX / ESD classified e-chains®</i></p> <p> II 2 GD</p> <p>Part No. ESD-Material e-chains®</p>  <p>17.2.R.0.ESD</p> <p>Delivery time 5 work days</p>
---	--	---

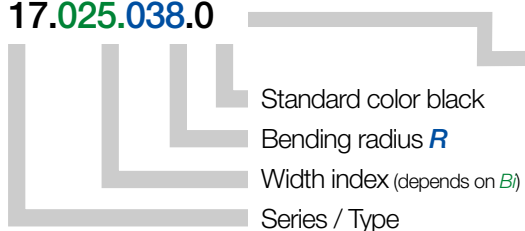
Order example | Order key and color options

 **Order example for complete e-chain® (1,0 m), color black, with mounting brackets and interior separation:**

e-chain® (1,0 m)	Please indicate e-chain® length or number of links: 1,0 m or 33 links	17.2.075.0
+ Mounting brackets	1 set (with integrated strain relief)	117.2.12PZ
+ Interior separation	with 2 separators assembled every 2 nd link	2 x 172

Order text: 1,0 m 17.2.075.0 + 117.2.12PZ + 2 x 172

 **Order key**
17.025.038.0



Color options for e-chains® and e-tubes

Color	Order index	Color	Order index
black	.0 from stock!	green*	.7
white*	.1	grey*	.3 for e-chains®
violet*	.5	dusty grey*	.3 for e-tubes
yellow*	.4	agate grey*	.11
orange*	.2	light grey*	.14
red*	.6	black grey*	.13
blue*	.8	yellow/black*	.9

Black e-chains® from stock!

*Colored e-chains® delivered in 15 work days (Delivery in 5 work days at an express surcharge, available upon request!)

 **Available from stock. Delivery in 24h or today!***

*Delivery time means time until shipping of goods