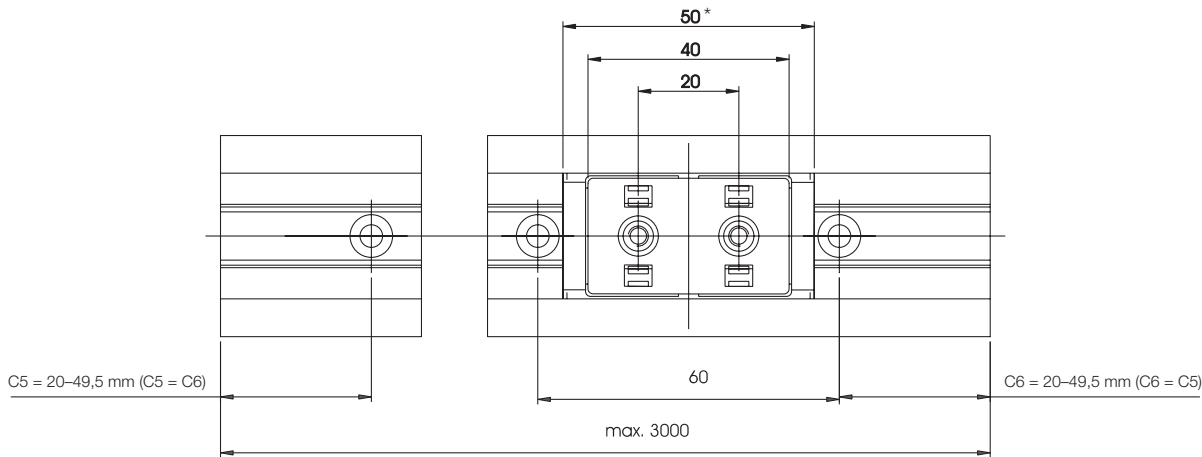




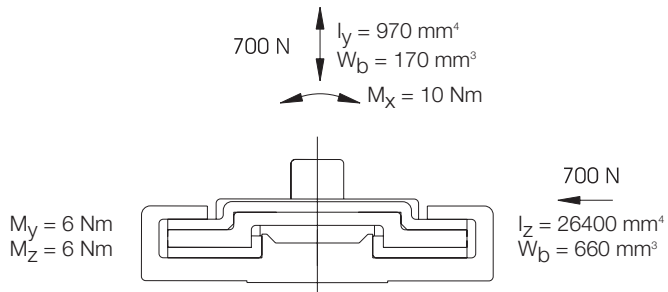
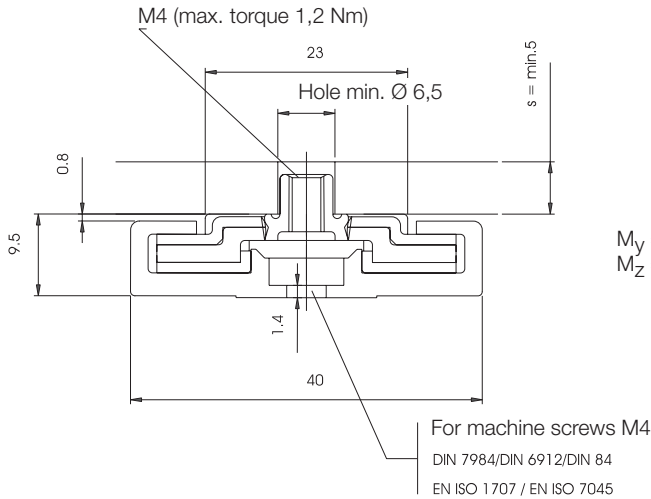
Data:

Part No. carriage	NW-02-40
Part No. rail	NS-01-40
Rail weight	450 g/m
Carriage weight	30 g
Max. rail length	3000 mm
Standard bore pattern	symmetrical (C5 = C6)



* Length of carriages version NW-12-40: 52 mm

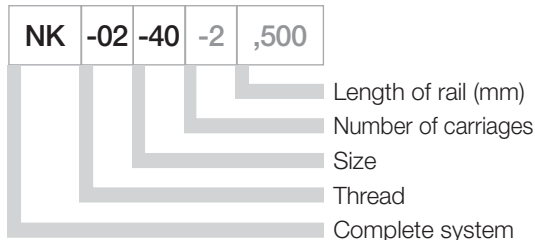
Static load-bearing capacity and geometric moment of inertia



DryLin® NK – Complete system



Structure of the Part No. – Standard version



Option:

Polymer End cap for rail,
Part No. NSK-40



DryLin® N

mm

Phone +44 (0) 1604 - 67 72 40
Fax +44 (0) 1604 - 67 72 45

