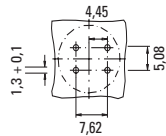


Holder / No. 831

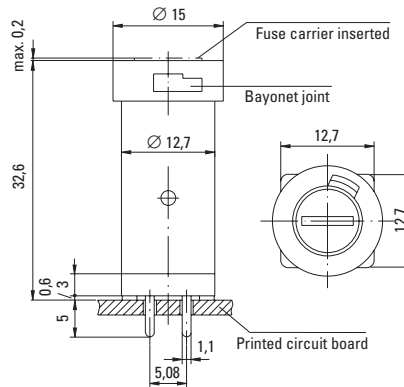


Vertical / 4 - Pin



Holes in the printed circuit board: 1,3 + 0,1

PC Mount, Shocksafe 5x20mm Fuses



Specifications

Standard

- IEC 60127-6
- UL 512
- CSA C22.2. No.39

Approvals (only 831/835)

- VDE: License No. 123441
- SEMKO: Certificate No. 9939091
- UL Recognized: File No. E 70164
- CSA Certified: File No. 47574



Mounting

- (4) Solder pins 0.5mm x 1.1mm
- The pins spaced at 5.08mm form a common connection.

Protection Class & Category

- IP 40 (IEC 60529)
- PC2 (IEC 60127-6)

Materials

- Holder/Cap: Black Thermoplastic Polyamide PA 6.6, UL 94V0
- Metal Parts: Copper alloy, corrosion protected
- Terminals: Solderable, tinned

Electrical Data (23°C)

- Rated Voltage: 250V
- Rated Current: 6.3A (VDE/SEMKO) 16A (UL/CSA)
- Rated Power: 2.5W (VDE/SEMKO)

Operating Temperature

- 25°C to +70°C (consider de-rating)

Climatic Test

- 25°C/+70°C/21 days (IEC 60068-2-1...3)

Stock Conditions

- +10°C to +60°C
- relative humidity ≤ 75% yearly average, without dew, maximum value for 30 days - 95%

Vibration Resistance

- 24 cycles at 15 min. each (IEC 60068-2-6)
- 10 - 60Hz at 0.75mm amplitude
- 60 - 2000Hz at 10g acceleration

Contact Resistance

- ≤ 5mΩ

Dielectric Strength

- > 1.5 kV

Impulse Voltage

- 4 kV, 50 Hz, 1 min., dry

Insulation Resistance

- > 10³ MΩ (500 VDC, 1 min.)

Solderability

- 235°C, 3 sec. (Wave)
- 350°C, 1 sec. (Soldering Iron)

Soldering Heat Resistance

- 260°C, 5 sec. (IEC 60068-2-20)

Minimum Cross Section

- Conducting path - 0.2mm²

Marking

- 831, 250V, Approvals

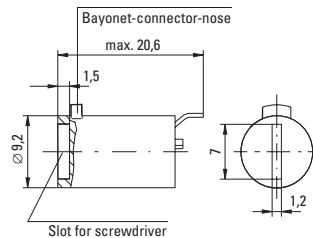
Unit Weight

- 4.1g (Holder) / 1.6g (835) / 2.2g (837)

Cap / No. 835



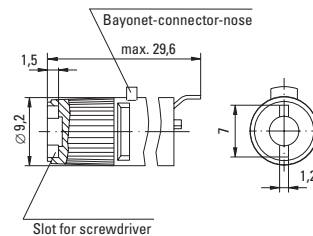
Flush Mount Type



Cap / No. 837



Finger Grip Type



Order Information

Packaging

- Bulk (100 pcs.)

Order Numbers

- Holder No. 831 0000 000
- Cap, Flush Mount No. 835 0000 000
- Cap, Finger Grip No. 837 0000 000

WebLinks

Data Sheet

- www.wickmann.com/products/831.pdf

Approval Certificates

- www.wickmann.com/approvals

FaxBack Document # 507