

## ➤ SERIES 3250 - SINGLE AND DOUBLE-POLE ROCKER SWITCHES IP 66/IP 68

TO 20 (10) A 12 AND 24 V DC 1E5



### PRODUCT FEATURES

- ➔ High dust and water protection with IP 66 and IP 68
- ➔ Unique and millions of times proven snap-action switching system
- ➔ Self cleaning due to relative movement
- ➔ Up to 4 integrated LEDs for background and function illumination
- ➔ Mechanical life  $\geq 500\,000$  cycles
- ➔ Wide range up to 20 A at 12 / 24 VDC
- ➔ Large variety of all required switching and circuit options
- ➔ Attractive design with various cap shapes and colors
- ➔ Large selection of laser etched symbols and accessories
- ➔ Individually configurable on [www.marquardt-switches.com/configurator3250](http://www.marquardt-switches.com/configurator3250)

### ON REQUEST


- ➔ Further cap symbols (laser etched)
- ➔ Further switching functions
- ➔ Further illumination variants
- ➔ Further cap colors
- ➔ Customer specific cap style

|                                                     |                                                                                                                     |
|-----------------------------------------------------|---------------------------------------------------------------------------------------------------------------------|
| <b>Mechanical life endurance</b>                    | 50E4                                                                                                                |
| <b>Operating force</b>                              | 7 N to 12 N +1,5 N                                                                                                  |
| <b>Contact resistance (new condition)</b>           | < 100 mOhm (1 A 12 V DC)                                                                                            |
| <b>Insulation resistance (new condition)</b>        | > 100 MOhm (500 V DC)                                                                                               |
| <b>Proof tracking</b>                               | 250 PTI                                                                                                             |
| <b>Actuator</b>                                     | IP 66 and IP 68 actuator side                                                                                       |
| <b>Ambient temperature</b>                          | terminal side -40 °C ... +85 °C<br>actuating side -40 °C ... +85 °C                                                 |
| <b>Material</b><br>actuator<br>housing<br>terminals | PA glass fiber-reinforced / PC<br>PA / PP<br>silver plated                                                          |
| <b>Terminal type</b>                                | Quick-connect terminal                                                                                              |
| <b>Lighting type</b>                                | Symbol position 1 + 2 green; red<br>function illumination red; yellow<br>external function illumination red; yellow |
| <b>Lighting voltage</b>                             | 24 V<br>12 V                                                                                                        |

ROCKER SWITCHES  
PUSHBUTTON SWITCHES  
TOGGLE SWITCHES  
SLIDE SWITCHES  
ROTARY SWITCHES  
FOOT SWITCHES  
TACT AND KEY SWITCHES  
SNAP-ACTION SWITCHES  
MICRO-SIGNAL SWITCHES  
SENSORS  
ECO  
PUSH-IN DRIVE

# ➤ SERIES 3250 - SINGLE AND DOUBLE-POLE ROCKER SWITCHES IP 66/IP 68

TO 20 (10) A 12 AND 24 V DC 1E5

| <br>single-pole | Lighting voltage (V)  | Housing color         |                      |                           |                      |                      |                      |  |  |  |  | Terminal type | Terminal description | Product code | Miscellaneous                     | Stock version                                                                                                        |  |
|--------------------------------------------------------------------------------------------------|-----------------------|-----------------------|----------------------|---------------------------|----------------------|----------------------|----------------------|--|--|--|--|---------------|----------------------|--------------|-----------------------------------|----------------------------------------------------------------------------------------------------------------------|--|
|                                                                                                  | 20 (10) A 24 V DC 1E5 | 20 (10) A 12 V DC 1E5 | 10 (5) A 24 V DC 1E5 | 10 (5) A 12 - 24 V DC 1E5 | 10 (5) A 12 V DC 1E5 | < 100 mA 24 V DC 5E5 | < 100 mA 12 V DC 5E5 |  |  |  |  |               |                      |              |                                   |                                                                                                                      |  |
| <b>ON / OFF switch (SPST)</b>                                                                    |                       |                       |                      |                           |                      |                      |                      |  |  |  |  |               |                      |              |                                   |                                                                                                                      |  |
| 3250.0009                                                                                        | 24                    | ○                     |                      |                           |                      |                      |                      |  |  |  |  |               | ⏏                    | 3.0 x 0.8    | 3250-1A-30-3-0                    | with search lighting LED green<br>circuit symbol: 50.01                                                              |  |
| 3250.0033                                                                                        | 24                    | ○                     |                      |                           |                      |                      |                      |  |  |  |  |               | ⏏                    | 3.0 x 0.8    | 3250-1A-40-3-0                    | with search lighting LED red<br>circuit symbol: 50.01                                                                |  |
| 3250.0007                                                                                        | 24                    |                       | ○                    |                           |                      |                      |                      |  |  |  |  |               | ⏏                    | 3.0 x 0.8    | 3250-1A-30-1-0                    | with search lighting LED green<br>circuit symbol: 50.01                                                              |  |
| 3250.0013                                                                                        | 24                    |                       | ○                    |                           |                      |                      |                      |  |  |  |  |               | ⏏                    | 3.0 x 0.8    | 3250-1A-31-1-0                    | with function indicator LED red<br>with search lighting LED green<br>circuit symbol: 50.13                           |  |
| 3251.0002                                                                                        | 24                    |                       | ○                    |                           |                      |                      |                      |  |  |  |  |               | ⏏                    | 3.0 x 0.8    | 3250-1A-31-1-0-A0-bl-0719-0000-01 | with function indicator LED red<br>with search lighting LED green<br>with pre assembled cap<br>circuit symbol: 50.13 |  |
| 3251.0005                                                                                        | 24                    |                       | ○                    |                           |                      |                      |                      |  |  |  |  |               | ⏏                    | 3.0 x 0.8    | 3250-1A-31-1-0-A0-re-1360-0000-00 | with search lighting LED green<br>with pre assembled cap<br>circuit symbol: 50.01                                    |  |
| 3250.0006                                                                                        | 12                    |                       | ○                    |                           |                      |                      |                      |  |  |  |  |               | ⏏                    | 3.0 x 0.8    | 3250-1A-10-3-0                    | with search lighting LED green<br>circuit symbol: 50.01                                                              |  |
| 3250.0030                                                                                        | 12                    |                       | ○                    |                           |                      |                      |                      |  |  |  |  |               | ⏏                    | 3.0 x 0.8    | 3250-1A-20-3-0                    | with search lighting LED red<br>circuit symbol: 50.01                                                                |  |
| 3250.0001                                                                                        |                       |                       |                      | ○                         |                      |                      |                      |  |  |  |  |               | ⏏                    | 3.0 x 0.8    | 3250-1A-00-1-0                    | circuit symbol: 50.43                                                                                                |  |
| <b>Normally open contact (SPNO)</b>                                                              |                       |                       |                      |                           |                      |                      |                      |  |  |  |  |               |                      |              |                                   |                                                                                                                      |  |
| 3250.0060                                                                                        | 24                    | ○                     |                      |                           |                      |                      |                      |  |  |  |  |               | ⏏                    | 3.0 x 0.8    | 3250-1B-30-3-0                    | with search lighting LED green<br>circuit symbol: 50.02                                                              |  |
| 3250.0072                                                                                        | 24                    | ○                     |                      |                           |                      |                      |                      |  |  |  |  |               | ⏏                    | 3.0 x 0.8    | 3250-1B-40-3-0                    | with search lighting LED red<br>circuit symbol: 50.02                                                                |  |
| 3250.0057                                                                                        | 12                    |                       | ○                    |                           |                      |                      |                      |  |  |  |  |               | ⏏                    | 3.0 x 0.8    | 3250-1B-10-3-0                    | with search lighting LED green<br>circuit symbol: 50.02                                                              |  |
| 3250.0069                                                                                        | 12                    |                       | ○                    |                           |                      |                      |                      |  |  |  |  |               | ⏏                    | 3.0 x 0.8    | 3250-1B-20-3-0                    | with search lighting LED red<br>circuit symbol: 50.02                                                                |  |
| 3250.0052                                                                                        |                       |                       |                      | ○                         |                      |                      |                      |  |  |  |  |               | ⏏                    | 3.0 x 0.8    | 3250-1B-00-1-0                    | circuit symbol: 50.44                                                                                                |  |
| <b>Changeover switch (SPDT)</b>                                                                  |                       |                       |                      |                           |                      |                      |                      |  |  |  |  |               |                      |              |                                   |                                                                                                                      |  |
| 3250.0118                                                                                        | 24                    |                       | ○                    |                           |                      |                      |                      |  |  |  |  |               | ⏏                    | 3.0 x 0.8    | 3250-1E-31-1-0                    | with function indicator LED red<br>with search lighting LED green<br>circuit symbol: 50.17                           |  |
| 3250.0142                                                                                        | 24                    |                       | ○                    |                           |                      |                      |                      |  |  |  |  |               | ⏏                    | 3.0 x 0.8    | 3250-1E-41-1-0                    | with function indicator LED yellow<br>with search lighting LED red<br>circuit symbol: 50.17                          |  |
| 3250.0115                                                                                        | 12                    |                       |                      | ○                         |                      |                      |                      |  |  |  |  |               | ⏏                    | 3.0 x 0.8    | 3250-1E-11-1-0                    | with function indicator LED red<br>with search lighting LED green<br>circuit symbol: 50.17                           |  |
| 3250.0139                                                                                        | 12                    |                       |                      | ○                         |                      |                      |                      |  |  |  |  |               | ⏏                    | 3.0 x 0.8    | 3250-1E-21-1-0                    | with function indicator LED yellow<br>with search lighting LED red<br>circuit symbol: 50.17                          |  |
| 3250.0106                                                                                        |                       |                       |                      | ○                         |                      |                      |                      |  |  |  |  |               | ⏏                    | 3.0 x 0.8    | 3250-1E-00-1-0                    | circuit symbol: 50.47                                                                                                |  |
| <b>Changeover switch (SPDT momentary)</b>                                                        |                       |                       |                      |                           |                      |                      |                      |  |  |  |  |               |                      |              |                                   |                                                                                                                      |  |
| 3250.0163                                                                                        | 24                    |                       | ○                    |                           |                      |                      |                      |  |  |  |  |               | ⏏                    | 3.0 x 0.8    | 3250-1F-30-1-0                    | with search lighting LED green<br>circuit symbol: 50.06                                                              |  |
| 3250.0170                                                                                        | 24                    |                       |                      |                           | ○                    |                      |                      |  |  |  |  |               | ⏏                    | 3.0 x 0.8    | 3250-1F-34-2-0                    | with function indicator LED red<br>with search lighting LED green<br>circuit symbol: 50.24                           |  |
| 3250.0160                                                                                        | 12                    |                       |                      | ○                         |                      |                      |                      |  |  |  |  |               | ⏏                    | 3.0 x 0.8    | 3250-1F-10-1-0                    | with search lighting LED green<br>circuit symbol: 50.06                                                              |  |
| 3250.0167                                                                                        | 12                    |                       |                      |                           |                      | ○                    |                      |  |  |  |  |               | ⏏                    | 3.0 x 0.8    | 3250-1F-14-2-0                    | with function indicator LED red<br>with search lighting LED green<br>circuit symbol: 50.24                           |  |

ROCKERSWITCHES

PUSHBUTTON SWITCHES

TOGGLE SWITCHES

SLIDE SWITCHES

ROTARY SWITCHES

FOOT SWITCHES

TACT AND KEY SWITCHES

SWAP-ACTION SWITCHES

MICRO-SIGNAL SWITCHES














SENSORS

ECO

PUSH'DRIVE

# ➤ SERIES 3250 - SINGLE AND DOUBLE-POLE ROCKER SWITCHES IP 66/IP 68
























TO 20 (10) A 12 AND 24 V DC 1E5

| <br>double-pole | Lighting voltage (V)   | Housing color | 20 (10) A 24 V DC 1E5 | 20 (10) A 12 V DC 1E5 | 10 (5) A 24 V DC 1E5 | 10 (5) A 12 - 24 V DC 1E5 | 10 (5) A 12 V DC 1E5 | < 100 mA 24 V DC 5E5 | < 100 mA 12 V DC 5E5 | Terminal type                                                                       | Terminal description | Product code                      | Miscellaneous                                                                                                | Stock version |
|--------------------------------------------------------------------------------------------------|------------------------|---------------|-----------------------|-----------------------|----------------------|---------------------------|----------------------|----------------------|----------------------|-------------------------------------------------------------------------------------|----------------------|-----------------------------------|--------------------------------------------------------------------------------------------------------------|---------------|
|                                                                                                  | ON / OFF switch (DPST) |               |                       |                       |                      |                           |                      |                      |                      |                                                                                     |                      |                                   |                                                                                                              |               |
| 3250.0196                                                                                        | 24                     |               |                       |                       |                      | ○                         |                      |                      |                      |    | 3.0 x 0.8            | 3250-2A-31-1-0                    | with function indicator LED red with search lighting LED green circuit symbol: 50.25                         |               |
| 3250.0184                                                                                        |                        |               |                       |                       | ○                    |                           |                      |                      |                      |    | 3.0 x 0.8            | 3250-2A-00-1-0                    | circuit symbol: 50.49                                                                                        |               |
| Changeover switch (DPDT)                                                                         |                        |               |                       |                       |                      |                           |                      |                      |                      |                                                                                     |                      |                                   |                                                                                                              |               |
| 3250.0301                                                                                        | 24                     |               |                       |                       | ○                    |                           |                      |                      |                      |    | 3.0 x 0.8            | 3250-2E-31-1-0                    | with function indicator LED red with search lighting LED green circuit symbol: 50.29                         |               |
| 3250.0325                                                                                        | 24                     |               |                       |                       | ○                    |                           |                      |                      |                      |    | 3.0 x 0.8            | 3250-2E-41-1-0                    | with function indicator LED yellow with search lighting LED red circuit symbol: 50.29                        |               |
| 3250.0298                                                                                        | 12                     |               |                       |                       |                      | ○                         |                      |                      |                      |    | 3.0 x 0.8            | 3250-2E-11-1-0                    | with function indicator LED red with search lighting LED green circuit symbol: 50.29                         |               |
| 3250.0322                                                                                        | 12                     |               |                       |                       |                      | ○                         |                      |                      |                      |  | 3.0 x 0.8            | 3250-2E-21-1-0                    | with function indicator LED yellow with search lighting LED red circuit symbol: 50.29                        |               |
| 3251.0003                                                                                        | 12                     |               |                       |                       |                      | ○                         |                      |                      |                      |  | 3.0 x 0.8            | 3250-2E-21-1-0-B0-bl-1370-0000-01 | with function indicator LED yellow with search lighting LED red with pre assembled cap circuit symbol: 50.29 |               |
| 3250.0289                                                                                        |                        |               |                       |                       | ○                    |                           |                      |                      |                      |  | 3.0 x 0.8            | 3250-2E-00-1-0                    | circuit symbol: 50.53                                                                                        |               |
| Changeover switch (DPDT momentary)                                                               |                        |               |                       |                       |                      |                           |                      |                      |                      |                                                                                     |                      |                                   |                                                                                                              |               |
| 3250.0346                                                                                        | 24                     |               |                       |                       | ○                    |                           |                      |                      |                      |  | 3.0 x 0.8            | 3250-2F-30-1-0                    | with search lighting LED green circuit symbol: 50.42                                                         |               |
| 3250.0353                                                                                        | 24                     |               |                       |                       |                      | ○                         |                      |                      |                      |  | 3.0 x 0.8            | 3250-2F-35-2-0                    | with function indicator LED red with search lighting LED green circuit symbol: 50.36                         |               |
| 3250.0343                                                                                        | 12                     |               |                       |                       |                      | ○                         |                      |                      |                      |  | 3.0 x 0.8            | 3250-2F-10-1-0                    | with search lighting LED green circuit symbol: 50.42                                                         |               |
| 3250.0350                                                                                        | 12                     |               |                       |                       |                      |                           |                      | ○                    |                      |  | 3.0 x 0.8            | 3250-2F-15-2-0                    | with function indicator LED red with search lighting LED green circuit symbol: 50.36                         |               |

ROCKER SWITCHES  
PUSHBUTTON SWITCHES  
TOGGLE SWITCHES  
SLIDE SWITCHES  
ROTARY SWITCHES  
FOOT SWITCHES  
TACT AND KEY SWITCHES  
SNAP-ACTION SWITCHES  
MICRO-SIGNAL SWITCHES  
SENSORS  
ECO  
PUSH N' DRIVE

# ➔ SERIES 3250 - SINGLE AND DOUBLE-POLE ROCKER SWITCHES IP 66/IP 68

TO 20 (10) A 12 AND 24 V DC 1E5

| <br>Combination | Lighting voltage (V)                    | Housing color | 20 (10) A 24 V DC 1E5 | 20 (10) A 12 V DC 1E5 | 10 (5) A 24 V DC 1E5 | 10 (5) A 12 - 24 V DC 1E5 | 10 (5) A 12 V DC 1E5 | < 100 mA 24 V DC 5E5 | < 100 mA 12 V DC 5E5 | Terminal type                                                                       | Terminal description | Product code                      | Miscellaneous                                                                                           | Stock version |
|--------------------------------------------------------------------------------------------------|-----------------------------------------|---------------|-----------------------|-----------------------|----------------------|---------------------------|----------------------|----------------------|----------------------|-------------------------------------------------------------------------------------|----------------------|-----------------------------------|---------------------------------------------------------------------------------------------------------|---------------|
|                                                                                                  | <b>3-step OFF-ON-ON switch (2xSPST)</b> |               |                       |                       |                      |                           |                      |                      |                      |                                                                                     |                      |                                   |                                                                                                         |               |
| 3250.0649                                                                                        |                                         |               |                       |                       | ○                    |                           |                      |                      |                      |    | 3.0 x 0.8            | 3250-5A-00-1-0                    | circuit symbol: 50.139                                                                                  |               |
| <b>Changeover switch with OFF-position in the center (2xSPST - Center OFF)</b>                   |                                         |               |                       |                       |                      |                           |                      |                      |                      |                                                                                     |                      |                                   |                                                                                                         |               |
| 3250.0379                                                                                        | 24                                      |               |                       |                       | ○                    |                           |                      |                      |                      |    | 3.0 x 0.8            | 3250-3A-34-1-0                    | with function indicator LED red with search lighting LED green circuit symbol: 50.113                   |               |
| 3250.0436                                                                                        | 24                                      |               |                       |                       | ○                    |                           |                      |                      |                      |    | 3.0 x 0.8            | 3250-3B-39-1-0                    | with search lighting LED green circuit symbol: 50.108 momentary function both sides                     |               |
| 3250.0431                                                                                        | 24                                      |               |                       |                       |                      |                           |                      | ○                    |                      |    | 3.0 x 0.8            | 3250-3B-48-2-0                    | with function indicator LED yellow with search lighting LED red momentary function both sides           |               |
| 3250.0376                                                                                        | 12                                      |               |                       |                       |                      |                           | ○                    |                      |                      |    | 3.0 x 0.8            | 3250-3A-14-1-0                    | with function indicator LED red with search lighting LED green circuit symbol: 50.113                   |               |
| 3250.0433                                                                                        | 12                                      |               |                       |                       |                      |                           | ○                    |                      |                      |  | 3.0 x 0.8            | 3250-3B-19-1-0                    | mit Suchbeleuchtung LED grün Schaltzeichen: 50.108 Tastfunktion beidseitig                              |               |
| 3251.0004                                                                                        | 12                                      |               |                       |                       |                      |                           | ○                    |                      |                      |  | 3.0 x 0.8            | 3250-3B-19-1-0-B0-bl-1390-1380-00 | mit Suchbeleuchtung LED grün Schaltzeichen: 50.108 Tastfunktion beidseitig                              |               |
| 3250.0428                                                                                        | 12                                      |               |                       |                       |                      |                           |                      | ○                    |                      |  | 3.0 x 0.8            | 3250-3B-28-2-0                    | mit Funktionsanzeige LED gelb mit Suchbeleuchtung LED rot Schaltzeichen: 50.128 Tastfunktion beidseitig |               |
| 3250.0367                                                                                        |                                         |               |                       |                       | ○                    |                           |                      |                      |                      |  | 3.0 x 0.8            | 3250-3A-00-1-0                    | Schaltzeichen: 50.121                                                                                   |               |
| 3250.0418                                                                                        |                                         |               |                       |                       | ○                    |                           |                      |                      |                      |  | 3.0 x 0.8            | 3250-3B-00-1-0                    | Schaltzeichen: 50.122 Tastfunktion beidseitig                                                           |               |
| <b>3-step changeover switch (2xSPDT)</b>                                                         |                                         |               |                       |                       |                      |                           |                      |                      |                      |                                                                                     |                      |                                   |                                                                                                         |               |
| 3250.0514                                                                                        | 24                                      |               |                       |                       | ○                    |                           |                      |                      |                      |  | 3.0 x 0.8            | 3250-4A-34-1-0                    | mit Funktionsanzeige LED rot mit Suchbeleuchtung LED grün Schaltzeichen: 50.117                         |               |
| 3250.0577                                                                                        | 24                                      |               |                       |                       | ○                    |                           |                      |                      |                      |  | 3.0 x 0.8            | 3250-4B-39-1-0                    | mit Suchbeleuchtung LED grün Schaltzeichen: 50.112 Tastfunktion beidseitig                              |               |
| 3250.0616                                                                                        | 24                                      |               |                       |                       | ○                    |                           |                      |                      |                      |  | 3.0 x 0.8            | 3250-4C-38-1-0                    | mit Funktionsanzeige LED rot mit Suchbeleuchtung LED grün Schaltzeichen: 50.137 Tastfunktion einseitig  |               |
| 3250.0572                                                                                        | 24                                      |               |                       |                       |                      |                           | ○                    |                      |                      |  | 3.0 x 0.8            | 3250-4B-38-2-0                    | mit Funktionsanzeige LED rot mit Suchbeleuchtung LED grün Schaltzeichen: 50.132 Tastfunktion beidseitig |               |
| 3250.0590                                                                                        | 24                                      |               |                       |                       |                      |                           | ○                    |                      |                      |  | 3.0 x 0.8            | 3250-4B-48-2-0                    | mit Funktionsanzeige LED gelb mit Suchbeleuchtung LED rot Schaltzeichen: 50.132 Tastfunktion beidseitig |               |
| 3250.0511                                                                                        | 12                                      |               |                       |                       |                      |                           | ○                    |                      |                      |  | 3.0 x 0.8            | 3250-4A-14-1-0                    | mit Funktionsanzeige LED rot mit Suchbeleuchtung LED grün Schaltzeichen: 50.117                         |               |
| 3250.0574                                                                                        | 12                                      |               |                       |                       |                      |                           | ○                    |                      |                      |  | 3.0 x 0.8            | 3250-4B-19-1-0                    | mit Suchbeleuchtung LED grün Schaltzeichen: 50.112 Tastfunktion beidseitig                              |               |
| 3250.0613                                                                                        | 12                                      |               |                       |                       |                      |                           | ○                    |                      |                      |  | 3.0 x 0.8            | 3250-4C-18-1-0                    | mit Funktionsanzeige LED rot mit Suchbeleuchtung LED grün Schaltzeichen: 50.137 Tastfunktion einseitig  |               |
| 3250.0569                                                                                        | 12                                      |               |                       |                       |                      |                           |                      | ○                    |                      |  | 3.0 x 0.8            | 3250-4B-18-2-0                    | mit Funktionsanzeige LED rot mit Suchbeleuchtung LED grün Schaltzeichen: 50.132 Tastfunktion beidseitig |               |
| 3250.0587                                                                                        | 12                                      |               |                       |                       |                      |                           |                      | ○                    |                      |  | 3.0 x 0.8            | 3250-4B-28-2-0                    |                                                                                                         |               |
| 3251.0001                                                                                        | 12                                      |               |                       |                       |                      |                           |                      | ○                    |                      |  | 3.0 x 0.8            | 3250-4B-28-2-0-B0-bl-1213-1223-02 | mit Funktionsanzeige LED gelb mit Suchbeleuchtung LED rot Schaltzeichen: 50.132 Tastfunktion beidseitig |               |
| 3250.0496                                                                                        |                                         |               |                       |                       | ○                    |                           |                      |                      |                      |  | 3.0 x 0.8            | 3250-4A-00-K1-0                   | Schaltzeichen: 50.125                                                                                   |               |

ROCKERSWITCHES

PUSHBUTTON SWITCHES

TOGGLE SWITCHES

SLIDE SWITCHES

ROTARY SWITCHES

FOOT SWITCHES

TACT AND KEY SWITCHES

SWAP-ACTION SWITCHES

MICRO-SIGNAL SWITCHES


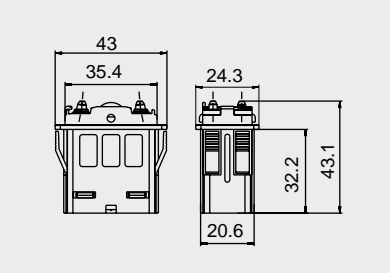
SENSORS

ECO

PUSH'DRIVE



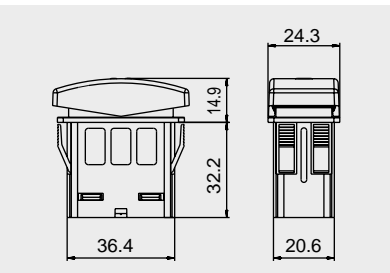
# ➤ SERIES 3250 - SINGLE AND DOUBLE-POLE ROCKER SWITCHES IP 66/IP 68

TO 20 (10) A 12 AND 24 V DC 1E5

Series 3250


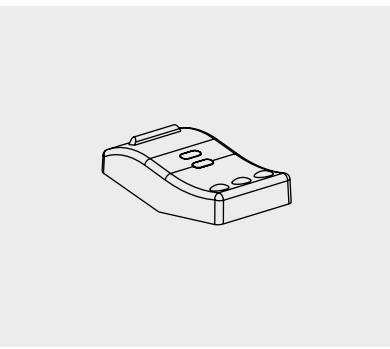
Quick-connect terminal 3.0 x 0.8

Series 3250

Quick-connect terminal 3.0 x 0.8

Quick-connect terminal 3.0 x 0.8

Cap design 1

black  
203.990.015 - no light guide  
203.105.016 - 1 light guide  
203.105.026 - 2 light guide

red  
203.990.045 - kein light guide  
203.105.036 - 1 light guide  
203.105.046 - 2 light guide

lock 1  
203.107.016 - bl.; no light g.  
203.107.046 - bl.; 1 light g.  
203.107.076 - red.; no light g.  
203.107.106 - red.; 1 light g.

lock 2  
203.107.026 - bl.; no light g.  
203.107.056 - bl.; 1 light g.  
203.107.086 - red.; no light g.  
203.107.116 - red.; 1 light g.

lock 3  
203.107.036 - bl.; no light g.  
203.107.066 - bl.; 1 light g.  
203.107.096 - red.; no light g.  
203.107.126 - red.; 1 light g.

Snap-on cap for basic type 3250. Painted black or red. With or without light guide for function illumination. Laser etched by customer or on request.

Versions with locking function:

- lock 1 in neutral position
- lock 2 in actuated position
- lock 3 in both positions

Note: Rocker must be ordered separately in addition to the basic switch. Assembly on request or on customer side.

ROCKER SWITCHES  
PUSHBUTTON SWITCHES  
TOGGLE SWITCHES  
SLIDE SWITCHES  
ROTARY SWITCHES  
FOOT SWITCHES  
TACT AND KEY SWITCHES  
SNAP-ACTION SWITCHES  
MICRO-SIGNAL SWITCHES  
SENSORS  
ECO  
PUSH-IN DRIVE

# ➤ SERIES 3250 - SINGLE AND DOUBLE-POLE ROCKER SWITCHES IP 66/IP 68

TO 20 (10) A 12 AND 24 V DC 1E5



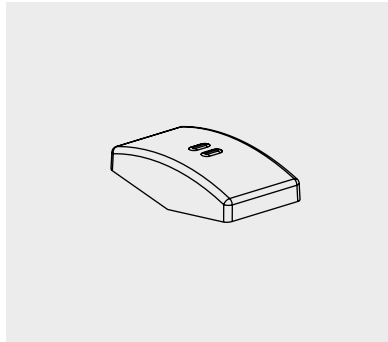
Cap design 2

**black**

- 203.991.015 - no light guide
- 203.106.016 - 1 light guide
- 203.106.026 - 2 light guide

**red**

- 203.991.045 - kein light guide
- 203.106.036 - 1 light guide
- 203.106.046 - 2 light guide



**lock 1**

- 203.108.016 - bl.; no light g.
- 203.108.046 - bl.; 1 light g.
- 203.108.076 - red; no light g.
- 203.108.106 - red.; 1 light g.

**lock 2**

- 203.108.026 - bl.; no light g.
- 203.108.056 - bl.; 1 light g.
- 203.108.086 - red.; no light g.
- 203.108.116 - red.; 1 light g.

Snap-on cap for basic type 3250. Painted black or red. With or without light guide for function illumination. Laser etched by customer or on request.

Versions with locking function:

- lock 1 in neutral position
- lock 2 in actuated position
- lock 3 in both positions

Note: Rocker must be ordered separately in addition to the basic switch. Assembly on request or on customer side.

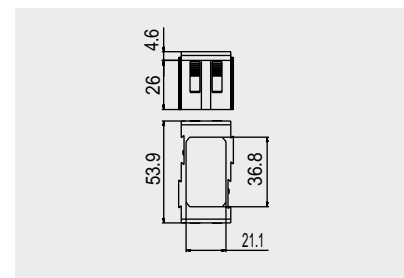
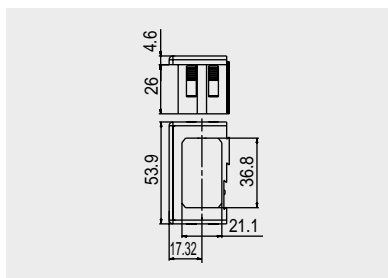
**lock 3**

- 203.108.036 - bl.; no light g.
- 203.108.066 - bl.; 1 light g.
- 203.108.096 - red.; no light g.
- 203.108.126 - red.; 1 light g.




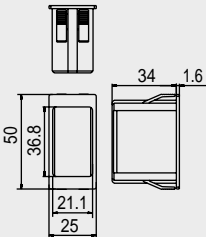
Assembly frame

- Can be stringed together; black
- 217.887.011 (end piece)
- 217.887.021 (center piece)




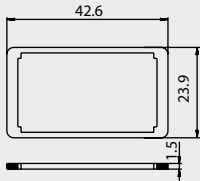
## ➤ SERIES 3250 - SINGLE AND DOUBLE-POLE ROCKER SWITCHES IP 66/IP 68

TO 20 (10) A 12 AND 24 V DC 1E5


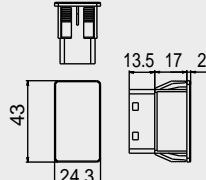
Adapter frame  
217.879.011

Adapter frame for basic type 3250 in black. For cut-out 44 mm x 22 mm.


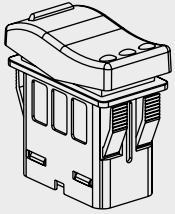
Panel seal  
343.171.011  
Seal for adapter frame  
343.171.021

Panel seal for base switch 3250 / adapter frame 217.879.011. Dust- and water protection IP 67 from actuation side (correct customer assembly mandatory). Assembly on customers side or on demand. Thickness 1.5 mm; black.

Hole plug  
237.036.011

Hole plug for basic type 3250. With support for block connector.

Pilot light 3257

Pilot light 3257 in the same design as basic type 3250 without switching function. With 2 LEDs. Different colors available on demand. Each LED individually controllable. Laser inscription by customer or on request.

ROCKER SWITCHES  
PUSHBUTTON SWITCHES  
TOGGLE SWITCHES  
SLIDE SWITCHES  
ROTARY SWITCHES  
FOOT SWITCHES  
TACT AND KEY SWITCHES  
SMP-ACTION SWITCHES  
MICRO-SIGNAL SWITCHES  
SENSORS  
ECO  
PUSH-IN DRIVE

## ➤ SERIES 3250 - SINGLE AND DOUBLE-POLE ROCKER SWITCHES IP 66/IP 68

TO 20 (10) A 12 AND 24 V DC 1E5



Tyco block connector for cable connection for basic switch 3250.  
Black, Tyco no. 1418994

AK connector (AK 5820 03) on request.


Block connector  
217.849.011



Tyco JPT (Junior Power Timer) female connectors for terminals of 3250 series.  
Tyco No. 1355046.

Tyco MCP (Multiple Contact Point) on request.

Female connector  
288.029.011



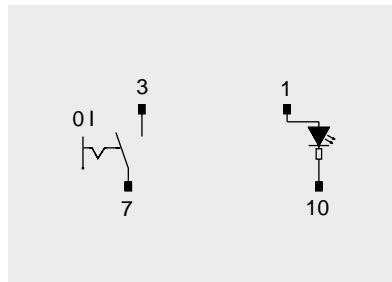
Lasered rocker symbols  
(examples)  
more on request



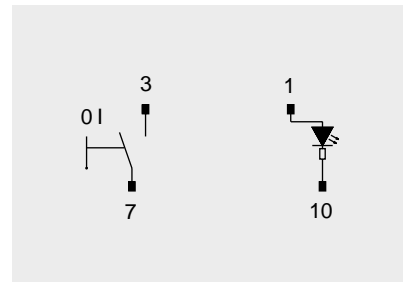
# ➤ SERIES 3250 - SINGLE AND DOUBLE-POLE ROCKER SWITCHES IP 66/IP 68

TO 20 (10) A 12 AND 24 V DC 1E5

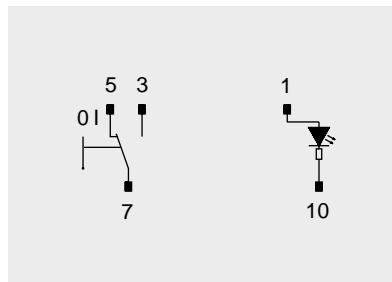
Circuit symbols



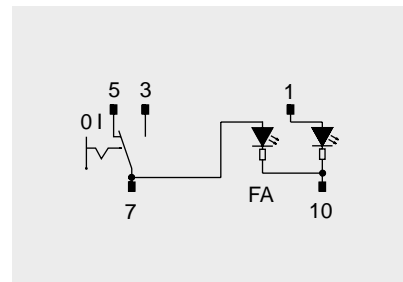
50.01



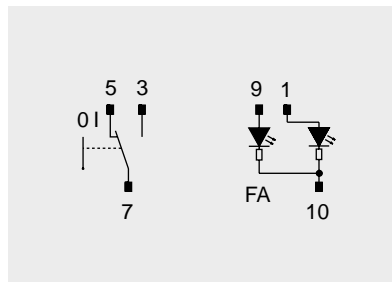
50.02



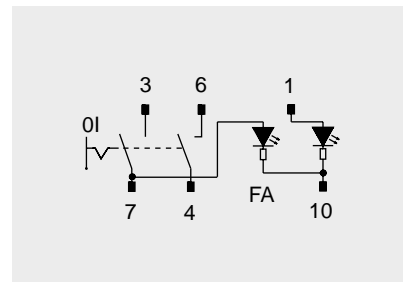
50.06



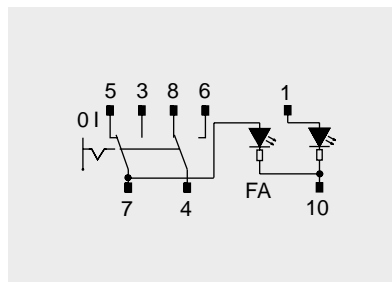
50.17



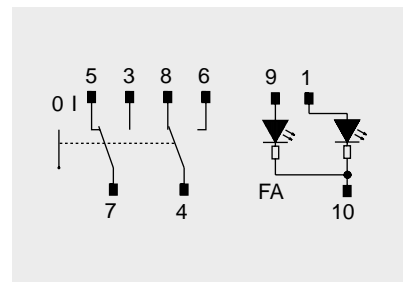
50.24



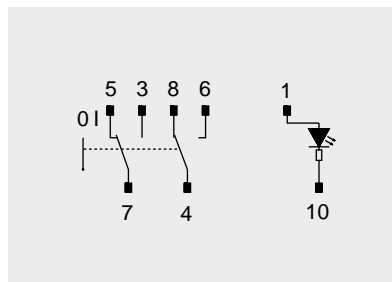
50.25



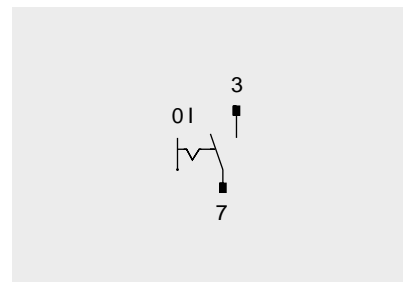
50.29



50.36



50.42



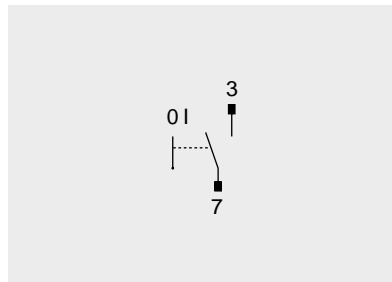
50.43

ROCKER SWITCHES  
PUSHBUTTON SWITCHES  
TOGGLE SWITCHES  
SLIDE SWITCHES  
ROTARY SWITCHES  
FOOT SWITCHES  
TACT AND KEY SWITCHES  
SNAP-ACTION SWITCHES  
MICRO-SIGNAL SWITCHES  
SENSORS  
ECO  
PUSH-IN DRIVE

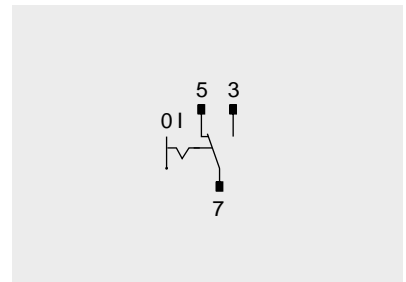
# ➤ SERIES 3250 - SINGLE AND DOUBLE-POLE ROCKER SWITCHES IP 66/IP 68

TO 20 (10) A 12 AND 24 V DC 1E5

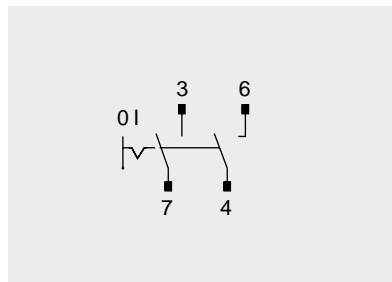
Circuit symbols  
(continue from page 91)



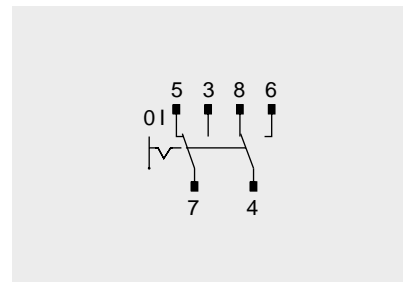
50.44



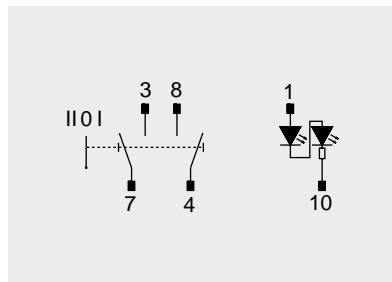
50.47



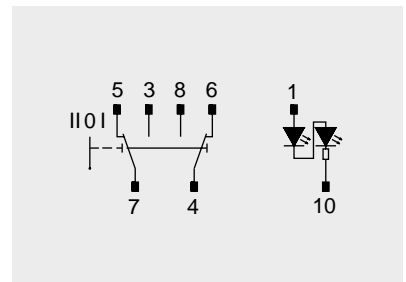
50.49



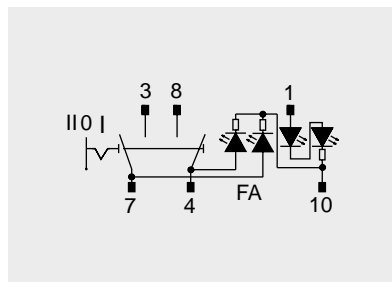
50.53



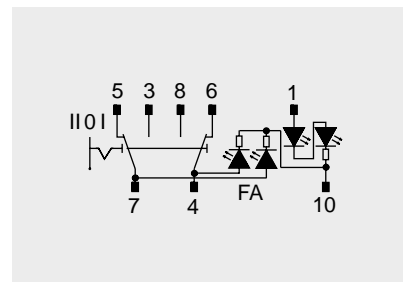
50.108



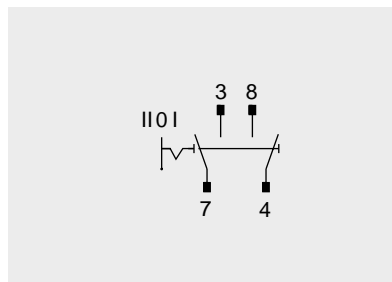
50.112



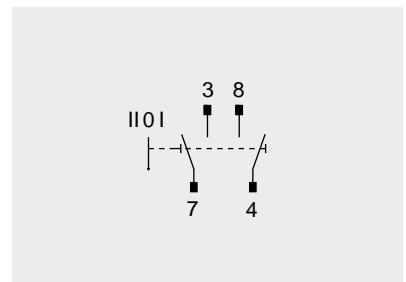
50.113



50.117



50.121

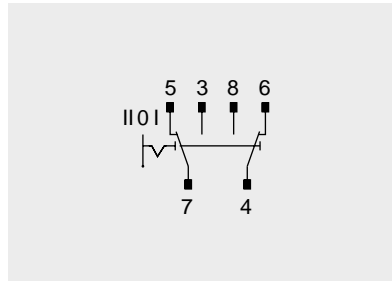


50.122

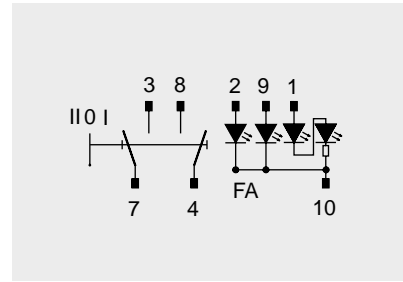
# ➤ SERIES 3250 - SINGLE AND DOUBLE-POLE ROCKER SWITCHES IP 66/IP 68

TO 20 (10) A 12 AND 24 V DC 1E5

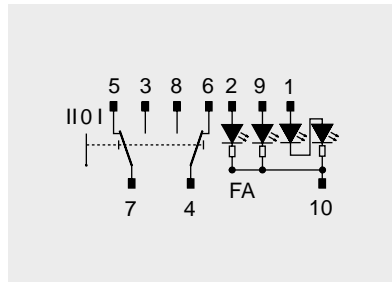
Circuit symbols  
(continue from page 92)



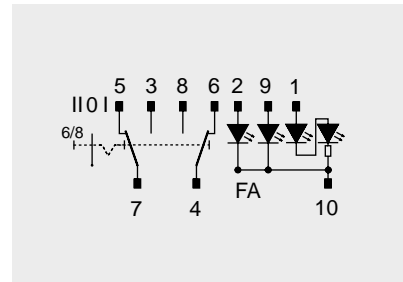
50.125



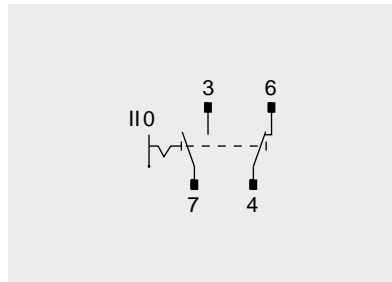
50.128



50.132

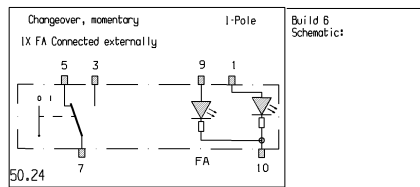
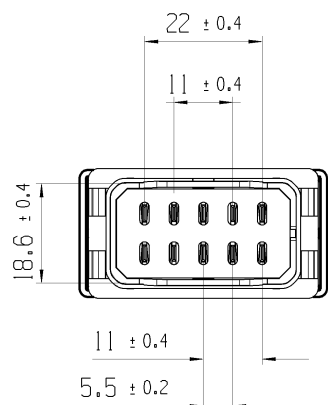


50.137



50.139

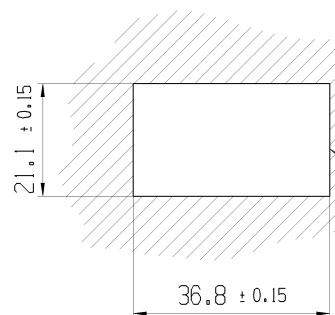
ROCKER SWITCHES  
PUSHBUTTON SWITCHES  
TOGGLE SWITCHES  
SLIDE SWITCHES  
ROTARY SWITCHES  
FOOT SWITCHES  
TACT AND KEY SWITCHES  
SNAP-ACTION SWITCHES  
MICRO-SIGNAL SWITCHES  
SENSORS  
ECO  
PUSH N' DRIVE



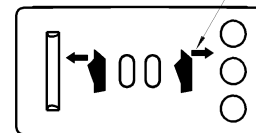
Schaltkreis  
Schaltkreis Beispiel. Mehr Auswahl auf Blatt 02, 03, 07 & 08  
Circuit diagram  
Circuit example. more choices in sheet 02, 03, 07 & 08

Empfohlene Wanddicke:  
Suggested wall thicknesses:  
1, 2, 3, 4, 5, 6 mm

Empfohlene Wanddicke mit Dichtung:  
Suggested panel thicknesses with gasket:  
1, 2, 3, 4, 5 mm



Empfohlener Ausschnitt  
fuer Rastbefestigung  
(Grat gegenueber  
Bestueckungsseite)  
Recommended cut-out for  
snap-in ledge perpendicular  
to snap-in direction



LED Kappenbeleuchtung  
Symbol Beispiel. Mehr  
Symbole auf Blatt 06  
LED cap illumination  
symbol example. more  
symbols in sheet 06

Allgemeine Kenndaten  
General Features

Lagerungstemperatur: -40° C to 85° C  
Storage Temperature: -40° C to 85° C  
Betriebstemperatur: -35° C to 70° C  
Operating Temperature: -35° C to 70° C

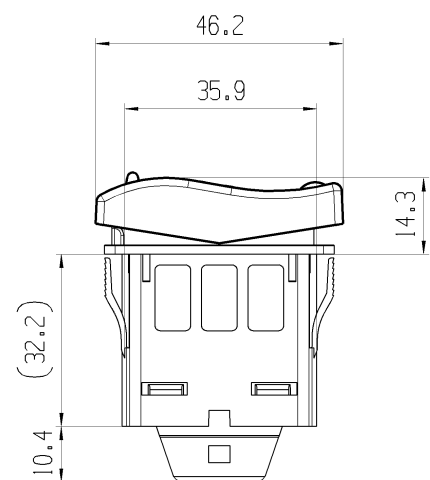
Schutzklasse der mit Dichtung EN 60529: IP 66, 67  
Protection Class with gasket per EN 60529: IP 66, 67

Elektrische Eigenschaften  
Electrical Specifications

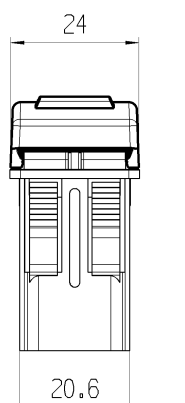
12 oder 24 Volt Gleichstrom wie auf dem Schalter erwaehnt  
12 or 24 Vdc as noted per switch

Flachstecker: flache Anschlusse 3 x 0.8 ± 0.025  
versilbert  
Terminals: flat connector 3 x 0.8 ± 0.025  
silver plated

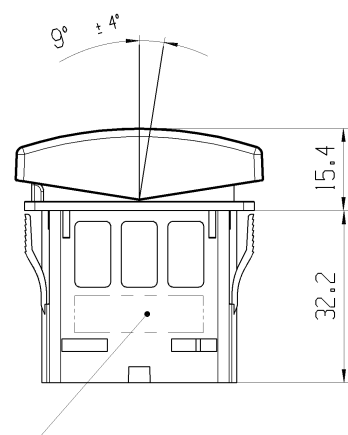
Schaltungsart: Schnappen  
Switch Type: Snap action



Ausfuehrung mit Kappe A und abgedichteten Stecker  
Version with cap A & sealed connector



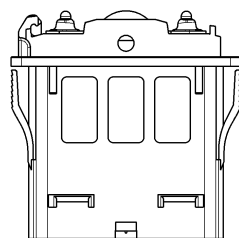
Ausfuehrung mit Kappe A  
Version with cap A



Ausfuehrung mit Kappe B  
Version with cap B

3250.XXXX Teilnummer  
Herstellungsort /-jahr /-woche /-tag  
Datumskodierung (z.B: T11025)  
Schalterspannung und Nennstrom  
Normale Beschriftung, aehnlich wie DIN 1451  
3250.XXXX Part Number  
Manufacturing location, Year, week, day  
date code (Ex: T11025)  
Switch Voltage and Current Rating  
Straight font, similar to DIN 1451

Umtastungskodierung fuer Kappe  
Keying feature for cap



Ausfuehrung ohne Kappe  
Version without cap

Kappe  
Marquardtnummer 20x.xxx.xxx  
Mehr Info: siehe Blatt 04  
Marquardt part number 20x.xxx.xxx  
Further cap info: see sheet 04

Grundschafter der Serie 3250  
ohne Kappe  
Basic switch of the series 3250  
without cap

Dichtung  
Marquardtnummer: 343.171.011  
Aussenabmessungen 142.6 x 23.9 x 1.51  
Gasket  
Marquardt part number: 343.171.011  
External dimensions 142.6 x 23.9 x 1.51

Untere Dichtung  
Lower Gasket  
p/n 343.190.011

Steckergehaeuse  
Marquardtnummer: 217.849.011  
Steckhuelse: Tyco Timer Contact (AMP MCP2.8)  
Switch Connector  
Marquardt part number: 217.849.011  
Receptacle: Tyco Timer Contact (AMP MCP2.8)

Steckergehaeuse  
Sealed Connector  
p/n 219.057.011

Einzel Adapterrahmen  
Marquardtnummer 217.879.011  
Mehr Info. Siehe Blatt 05  
Single adapter  
Marquardt part number: 217.879.011  
Further info: see sheet 05

Kontaktbestueckung  
contact fitting

K1: AgNi - Kontakte / contact  
K2: Ag.gal Au - Kontakte / contact  
K3: AgSnO2 - Kontakte / contact

Belastungstabelle  
charging table

Lebensdauer: elektr. > 50.000 Zyklen  
mech. > 500.000 Zyklen  
Endurance: elect. > 50.000 cycle  
mech. > 500.000 cycle

| Belastungsart /<br>charging type | Kontaktart / contact type |       |
|----------------------------------|---------------------------|-------|
|                                  | K1                        | K3    |
| Lampenlast /<br>lamp load        | ≤ 4A                      | ≤ 7.5 |
| Ohmsche Last /<br>resistive load | ≤ 10A                     | ≤ 20A |

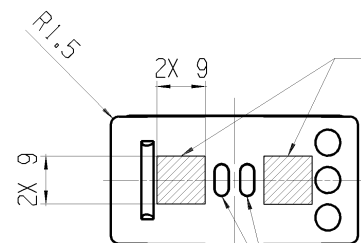
K2: nur Sicherheitsschalter  
(zwischen 10mA - 100mA); seltene Betaetigung  
only safety switch  
between 10mA - 100mA; seldom actuated

Zusätzliche Angaben  
Additional informations

Blatt 02-03: Schaltkreise  
Blatt 04: Kappen  
Blatt 05: Adapterrahmen  
Blatt 06: Symbole

Sheet 02, 03, 07 & 08: Circuits  
Sheet 04: Caps  
Sheet 05: Adapters  
Sheet 06: Symbols

3251 Serie: Grundschafter 3250 mit Kappe  
3251 series: basic switch 3250 with cap



Symbolbereich  
gelaserte Beschriftung  
Area for symbol  
laser marking

Funktionale Beleuchtung  
Functional illumination  
light pipes.

|                                     |                       |                                                |                  |                       |                             |                            |                     |       |
|-------------------------------------|-----------------------|------------------------------------------------|------------------|-----------------------|-----------------------------|----------------------------|---------------------|-------|
| Form und Lage<br>FOR SHAPE AND LOC. | 0.1                   | Allgemeintoleranzen<br>UNTOLERANCED DIMENSIONS |                  | Pause<br>COPY         | Blatt<br>SHEET              | TYP                        | Zeichn./DRAWING NO. | Index |
| Fuer Winkel<br>FOR ANGLE            | ± 2                   | Abmasse und<br>Nennmae in mm                   | Laenge<br>LENGTH | 0                     | Original                    | K                          | 32500000            | c     |
|                                     |                       | PROJEKTION                                     | Radien<br>RADI1  |                       |                             |                            |                     |       |
|                                     |                       | 0-6 ± 0.2                                      | ± 0.2            |                       | Din                         |                            |                     |       |
|                                     |                       | 6-15 ± 0.4                                     | ± 0.3            |                       | A2                          |                            |                     |       |
|                                     |                       | 15-30 ± 0.4                                    | ± 0.5            |                       | 1:1                         |                            |                     |       |
|                                     |                       | 30-70 ± 0.6                                    | ± 0.5            |                       | 30mm                        |                            |                     |       |
|                                     |                       | 70-120 ± 0.6                                   | ± 10%            |                       |                             |                            |                     |       |
|                                     |                       | >120 ± 0.8                                     |                  |                       |                             |                            |                     |       |
| c                                   | 88710                 | 07/30/14                                       | LIMB             |                       | CAD: NX V8.5                |                            |                     |       |
| b                                   | 85571                 | 10/24/13                                       | LIMB             |                       | gez./DRAWN BY 03/09/11 LIMB |                            |                     |       |
| a                                   | 75365                 | 10/13/11                                       | BUFK             |                       | gepr./CHECKED BY            |                            |                     |       |
|                                     | 71984                 | 05/06/11                                       | LIMB             |                       | Ersatz fuer/REPLACEMENT OF  |                            |                     |       |
| Ausg.<br>ISSUE                      | Aenderung<br>REVISION | gez.<br>DRAWN BY                               | Ausg.<br>ISSUE   | Aenderung<br>REVISION | gez.<br>DRAWN BY            | Ersatz fuer/REPLACEMENT OF |                     |       |
|                                     |                       |                                                |                  |                       |                             | MARQUARDT                  |                     |       |