



# SERIES 1065 - MICRO-SIGNAL SWITCHES

TO 100 mA 30 V DC



## PRODUCT FEATURES

- Redundant contact system for high switching reliability by double contacting
- Self-cleaning contact system due to wiping contacting
- Center-zero version (basic type 1075) for detecting 3 switching positions
- Noiseless switching system
- Large overtravel

## ON REQUEST

- Other fastening pins
- Other lever forms
- Customized cable assembly
- Diagnosis capable versions






Mechanical life endurance	200E3
Contact resistance (new condition)	< 500 mOhm (1 A 12 V DC)
Insulation resistance (new condition)	> 100 MOhm (500 V DC)
Protection type	IP 00 terminal side basic types 1065 and 1075 IP 67 actuator side all basic types, terminal side basic type 1068
Ambient temperature	-40 °C ... +85 °C
Flammability	UL 94 HB
Material	actuator: POM / silicone rubber additional actuator: stainless steel spring steel housing: PBTP terminals: tinned
Contact material	AuCo
Shock resistance	50 g
Miscellaneous	terminal side sealed electrical life endurance at 14 V DC 10 mA ≥ 200E3, at 30V DC 100 mA ≥ 40E3

ROCKERSWITCHES  
 PUSHBUTTON SWITCHES  
 TOGGLE SWITCHES  
 SLIDE SWITCHES  
 ROTARY SWITCHES  
 FOOT SWITCHES  
 TACT AND KEY SWITCHES  
 SMP-ACTION SWITCHES  
 MICRO-SIGNAL SWITCHES  
 SENSORS  
 ECO  
 PUSH N' DRIVE



# SERIES 1065 - MICRO-SIGNAL SWITCHES

TO 100 mA 30 V DC

	≤25 V DC	100 mA 30 V DC 40E3	Terminal type	Terminal description	Operating force (N)	Switching point NCC (mm)	Minimum OFF range (mm)	Switching point NOC (mm)	Rest position (FP) max. (mm)	Permissible end position (TP) (mm)	Actuator description	Lever drawing	Miscellaneous	Stock version
<b>Changeover switch (SPDT momentary) can be diagnosed</b>														
1060.2601	○	⌋			≤ 1.6			8.95 ±0.3	10.15	6.85	□		with resistor circuit pin right 2.5 long	
<b>Normally open contact (SPNO)</b>														
1068.0541	○	⌋	300 long 300 long		≤ 1.6			8.95 ±0.3	10.15	6.85	□		pin right 5 long	
<b>Changeover switch (SPDT momentary)</b>														
1065.0503	○	⌋			≤ 1.6	9.45 ±0.3		8.95 ±0.3	10.15	6.85	□		pin both sides 5 long	
1065.0603	○	⌋			≤ 1.6	9.45 ±0.3		8.95 ±0.3	10.15	6.85	□		pin both sides 2.5 long	
1065.2000	○	⌋	coded cranked		≤ 1.6	13.8 ±0.3		13.3 ±0.3	14.5	11.2	□		without pin	
1065.3603	○	⌋			≤ 1.6	9.45 ±0.3		8.95 ±0.3	10.15	6.85	□		pin both sides 2.5 long	
1065.3653	○	⌋			≤ 1.6	9.45 ±0.3		8.95 ±0.3	10.15	6.85	□		pin both sides 2.5 long	
1065.5000	○	⌋			≤ 2.2	9.65 ±0.45		9.15 ±0.45	11.35	7.35		L02	pin both sides 5 long	
1065.5103	○	⌋			≤ 2.2	12.75 ±0.65		12.05 ±0.65	14.7	9		L21	pin both sides 2.5 long	
1065.5203	○	⌋			≤ 2.8	9.65 ±0.45		9.15 ±0.45	11.35	7.35		L31	pin right 5 long	
1065.7100	○	⌋	coded cranked		≤ 2.2	17.1 ±0.65		16.4 ±0.65	19.05	13.35		L21	without pin	
1068.0503	○	⌋	300 long 300 long		≤ 1.6	9.45 ±0.3		8.95 ±0.3	10.15	6.85	□		pin both sides 5 long	
1068.0601	○	⌋	300 long		≤ 1.6	9.45 ±0.3		8.95 ±0.3	10.15	6.85	□		pin right 2.5 long	
<b>Changeover switch with OFF position in the center (SPDT momentary - Center OFF)</b>														
1075.0603	○	⌋			≤ 1.6	9.45 ±0.3	8.3 - 9.15	8 ±0.3	10.15	6.85	□		pin both sides 2.5 long	
1075.2000	○	⌋	coded cranked		≤ 1.6	13.8 ±0.3	12.65 - 13.5	12.35 ±0.3	14.5	11.2	□		without pin	
1075.3603	○	⌋			≤ 1.6	9.45 ±0.3	8.3 - 9.15	8 ±0.3	10.15	6.85	□		pin right 2.5 long	
1075.3653	○	⌋			≤ 1.6	9.45 ±0.3	8.3 - 9.15	8 ±0.3	10.15	6.85	□		pin left 2.5 long	

ROCKERSWITCHES

PUSHBUTTON SWITCHES

TOGGLE SWITCHES

SLIDE SWITCHES

ROTARY SWITCHES

FOOT SWITCHES

TACT AND KEY SWITCHES

SNAP-ACTION SWITCHES

MICRO-SIGNAL SWITCHES

SENSORS

ECO

PUSH'N'DRIVE

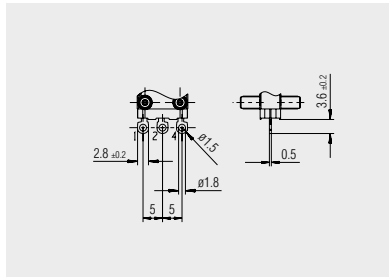


# SERIES 1065 - MICRO-SIGNAL SWITCHES

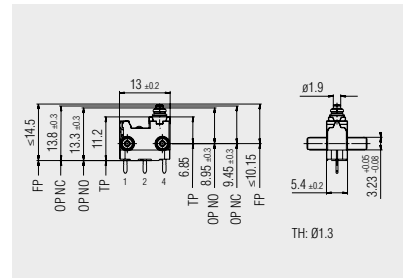
TO 100 mA 30 V DC



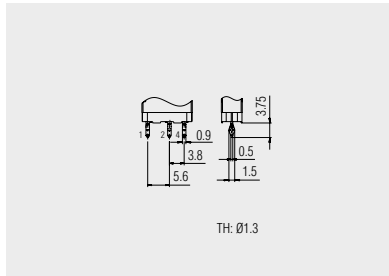
Basic type 1065



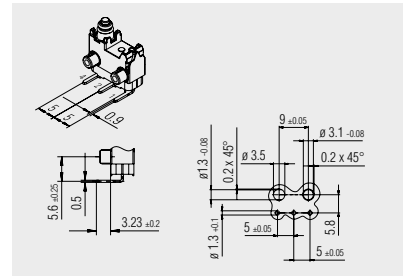
Solder terminal



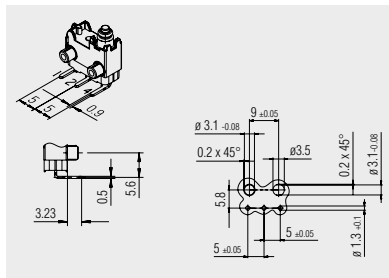
PCB terminal



PCB terminal coded and cranked



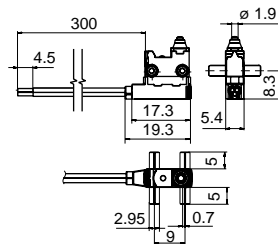
PCB terminal left angled



PCB terminal right angled



Basic type 1068



Cable 300 long, tinned wire ends

ROCKER SWITCHES  
PUSHBUTTON SWITCHES  
TOGGLE SWITCHES  
SLIDE SWITCHES  
ROTARY SWITCHES  
FOOT SWITCHES  
TACT AND KEY SWITCHES  
SNAP-ACTION SWITCHES  
MICRO-SIGNAL SWITCHES  
SENSORS  
ECO  
PUSH N' DRIVE

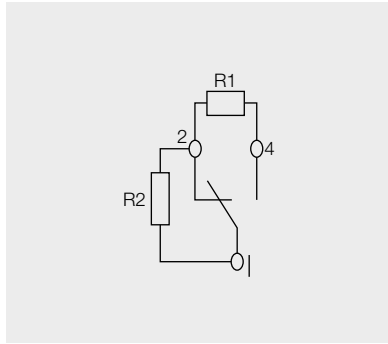


# SERIES 1065 - MICRO-SIGNAL SWITCHES

TO 100 mA 30 V DC



Basic type 1060/1070

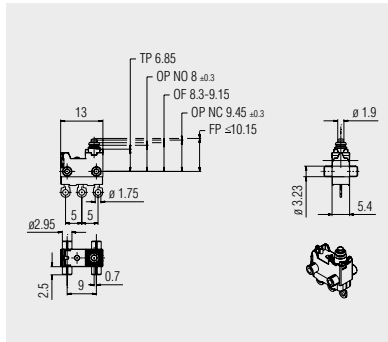


Switch diagnostics capability

Integrated resistors feature a circuit monitoring (short circuit, cable break, bad plug contacts)



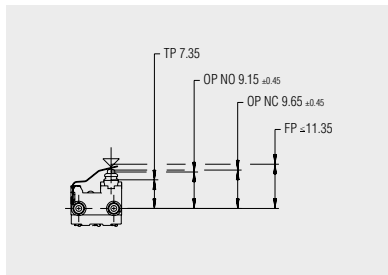
Basic type 1075



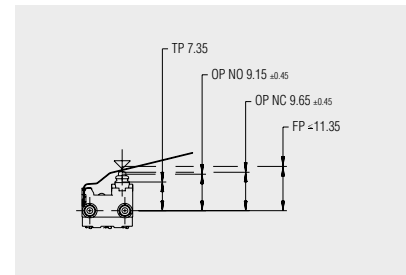
Due to the OFF range between the normally closed contact and the normally open contact increased in relation to basic type 1065 the switch can be used for determining three switching positions. As a result two conventional switches can be replaced by one of these new switch versions in many applications.



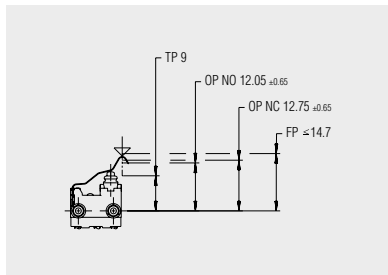
Auxiliary actuators



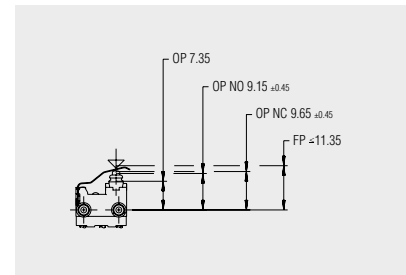
L01: straight lever



L02: straight lever



L21: simulated roller lever



L31: differential levers

ROCKERSWITCHES

PUSHBUTTON SWITCHES

TOGGLE SWITCHES

SLIDE SWITCHES

ROTARY SWITCHES

FOOT SWITCHES

TACT AND KEY SWITCHES

SNAP-ACTION SWITCHES

MICRO-SIGNAL SWITCHES

SENSORS

ECO

PUSH'N'DRIVE

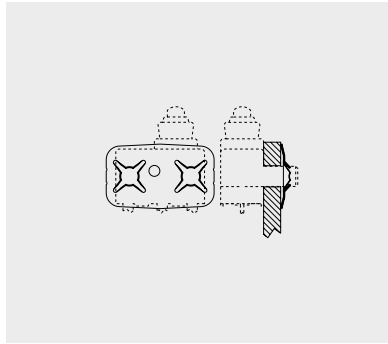


## SERIES 1065 - MICRO-SIGNAL SWITCHES

TO 100 mA 30 V DC



Additional parts



140.092.021

Fastening disc for the basic types 1065, 1068 and 1075

The fastening disc offers a fast, reliable fastening possibility in combination with switches with 5 mm long pins on plates or plastic parts with a wall thickness of up to 2.5 mm.

ROCKER SWITCHES

PUSHBUTTON SWITCHES

TOGGLE SWITCHES

SLIDE SWITCHES

ROTARY SWITCHES

FOOT SWITCHES

TACT AND KEY SWITCHES

SNAP-ACTION SWITCHES

MICRO-SIGNAL SWITCHES

SENSORS

ECO

PUSH 'N' DRIVE