



# SERIES 1055 - SUBMINIATURE SNAP-ACTION SWITCHES IP 67

TO 4 A 12 V OR 2 A 24 V DC



## PRODUCT FEATURES

- Compact design with dust and water protected switching system acc. to IP 67 (basic types 1055 / 1058)
- Large overtravel of  $\geq 1.2$  mm for small size
- The specially designed pushbutton guide enables a start-up angle of  $40^\circ$
- The modular principle offers a wide selection of terminals, auxiliary actuators and fastening types

## ON REQUEST

- Rating 0.5 (0.5) A 250 V AC 25E3 and ENEC approval mark
- For higher ambient temperatures
- Customized cable assembly
- Basic type 1058 as double switch or with cable outlet in other directions

<b>Mechanical life endurance</b>	5E5
<b>Contact resistance (new condition)</b>	< 50 mOhm (1 A 12 V DC)
<b>Insulation resistance (new condition)</b>	> 100 MOhm (500 V DC)
<b>Protection type</b>	IP 00 terminal side basic types 1055 and 1056 IP 40 actuator side basic type 1056 IP 67 actuator side basic type 1055, terminal and actuator side basic type 1058
<b>Ambient temperature</b>	-40 °C ... +85 °C
<b>Flammability</b>	UL 94 HB
<b>Material</b>	actuator: POM / LCP / silicone rubber additional actuator: stainless steel spring steel housing: PBTP terminals: tinned basic type 1058: wires FLRY 0.5 mm <sup>2</sup> , tinned wire ends
<b>Contact material</b>	Ag gold plated
<b>Approval marks</b>	☞ on request
<b>Shock resistance</b>	50 g
<b>Miscellaneous</b>	terminal side sealed electrical life endurance at 24 V DC 2 A (ohmic load): 100E3, at 24 V DC 10 mA: 500E3

ROCKERSWITCHES

PUSHBUTTON SWITCHES

TOGGLE SWITCHES

SLIDE SWITCHES

ROTARY SWITCHES

FOOT SWITCHES

TACT AND KEY SWITCHES

SNAP-ACTION SWITCHES

MICRO-SIGNAL SWITCHES

SENSORS

ECO

PUSH'N'DRIVE



# SERIES 1055 - SUBSUBMINIATURE SNAP-ACTION SWITCHES IP 67

TO 4 A 12 V OR 2 A 24 V DC

	4 A 12 V DC (ohmic load)	2 A 24 V DC (ohmic load)	0.5 (0.5) A 250 V AC 25E3	Terminal type	Terminal description	Operating force (N)	Operating position (OP) (mm)	Difference travel max. (mm)	Free position (FP) max. (mm)	Permissible total travel position (TP) (mm)	Actuator description	Lever drawing	Miscellaneous	Stock version
<b>Normally closed contact (SPNC)</b>														
1058.0395	○	○			400 long crimped	≤ 1.8	9.4 ±0.3	0.4	10.4	7.9	□		pin right 1.5 long	
<b>Normally open contact (SPNO)</b>														
1058.0373	○	○			150 long	≤ 1.8	9.4 ±0.3	0.4	10.4	7.9	□		pin right 1.5 long	
1058.0593	○	○			300 long	≤ 1.8	9.4 ±0.3	0.4	10.4	7.9	□		pin both sides 5 long	
<b>Changeover switch (SPDT momentary)</b>														
1055.0351	○	○				≤ 1.8	9.4 ±0.3	0.4	10.4	7.9	□		pin right 1.5 long	○
1055.0552	○	○				≤ 1.8	9.4 ±0.3	0.4	10.4	7.9	□		pin left 5 long	
1055.2061	○	○			coded cranked	≤ 1.8	13.75 ±0.3	0.4	14.75	12.25	□		without pin	
1055.2351	○	○				≤ 1.8	9.4 ±0.3	0.4	10.4	7.9	□		pin right 1.5 long	
1055.3653	○	○				≤ 1.8	9.4 ±0.3	0.4	10.4	7.9	□		pin right 2.5 long	
1055.3654	○	○				≤ 1.8	9.4 ±0.3	0.4	10.4	7.9	□		pin left 2.5 long	
1055.5155	○	○				≤ 2.6	12.4 ±0.65	0.8	14.7	10.3		L21	pin both sides 2.5 long	
1055.5350	○	○				≤ 4.2	14.05 ±0.45	0.5	15.85	12.65		L02	without pin	
1055.8155	○	○				≤ 2.6	12.4 ±0.65	0.8	14.7	10.3		L21	pin right 2.5 long	
1056.0351	○	○				≤ 1.3	6.15 ±0.3	0.4	7.15	4.65	□		pin right 1.5 long	
1056.2351	○	○				≤ 1.3	6.15 ±0.3	0.4	7.15	4.65	□		pin right 1.5 long	
1056.3060	○	○			coded cranked	≤ 1.3	10.5 ±0.3	0.4	11.5	9	□		without pin	
1056.3065	○	○	○		coded cranked	≤ 1.3	10.5 ±0.3	0.4	11.5	9	□		without pin	
1056.3351	○	○				≤ 1.3	6.15 ±0.3	0.4	7.15	4.65	□		pin right 1.5 long	
1056.3352	○	○				≤ 1.3	6.15 ±0.3	0.4	7.15	4.65	□		pin left 1.5 long	
1058.0351	○	○			300 long	≤ 1.8	9.4 ±0.3	0.4	10.4	7.9	□		pin right 1.5 long	○
1058.0553	○	○			300 long	≤ 1.8	9.4 ±0.3	0.4	10.4	7.9	□		pin both sides 5 long	
1058.0653	○	○			300 long	≤ 1.8	9.4 ±0.3	0.4	10.4	7.9	□		pin both sides 2.5 long	○
1058.5253	○	○			300 long	≤ 4.2	9.7 ±0.45	0.5	11.6	8.25		L31	pin both sides 2.5 long	

ROCKERSWITCHES  
 PUSHBUTTON SWITCHES  
 TOGGLE SWITCHES  
 SLIDE SWITCHES  
 ROTARY SWITCHES  
 FOOT SWITCHES  
 TACT AND KEY SWITCHES  
 SNAP-ACTION SWITCHES  
 MICRO-SIGNAL SWITCHES  
 SENSORS  
 ECO  
 PUSH N'DRIVE

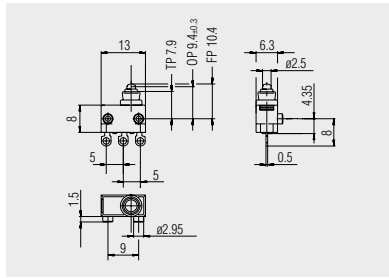


# SERIES 1055 - SUBMINIATURE SNAP-ACTION SWITCHES IP 67

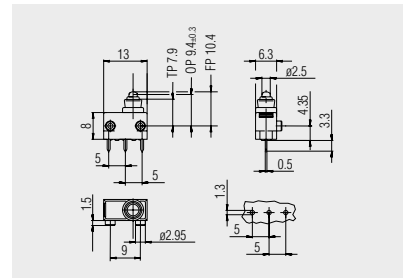
TO 4 A 12 V OR 2 A 24 V DC



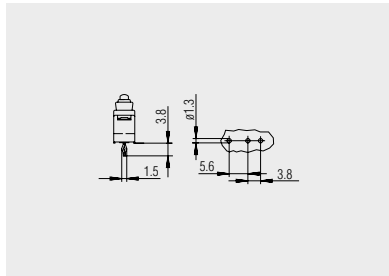
Basic type 1055



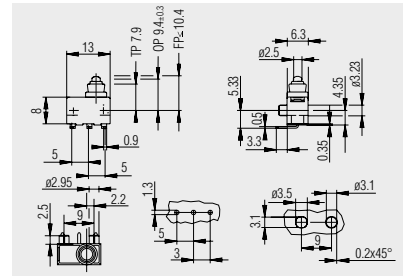
Solder terminal



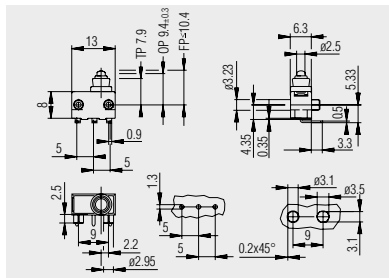
PCB terminal



PCB terminal coded cranked



PCB terminal left angled



PCB terminal right angled

ROCKERSWITCHES

PUSHBUTTON SWITCHES

TOGGLE SWITCHES

SLIDE SWITCHES

ROTARY SWITCHES

FOOT SWITCHES

TACT AND KEY SWITCHES

**SNAP-ACTION SWITCHES**

MICRO-SIGNAL SWITCHES

SENSORS


ECO

PUSH'N'DRIVE

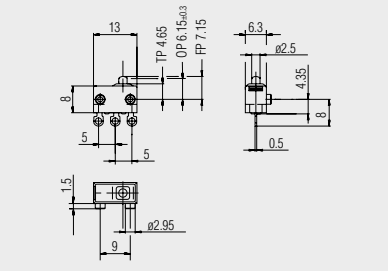



# SERIES 1055 - SUBMINIATURE SNAP-ACTION SWITCHES IP 67

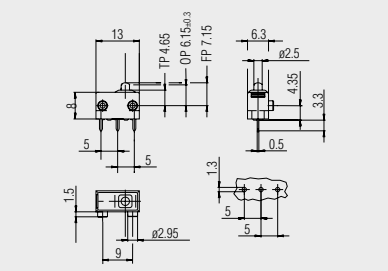
TO 4 A 12 V OR 2 A 24 V DC




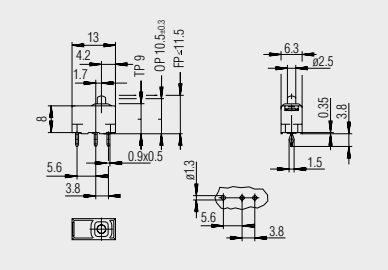
Basic type 1056




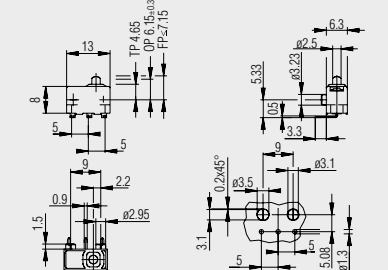
 Solder terminal




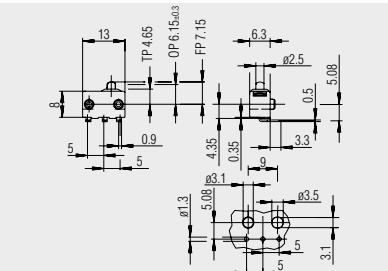
 PCB terminal





 PCB terminal coded cranked



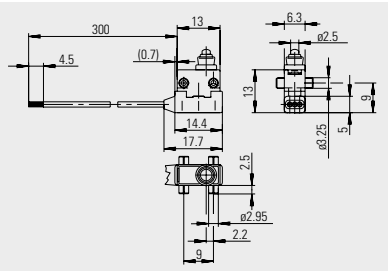
 PCB terminal left angled




 PCB terminal right angled



Basic type 1058



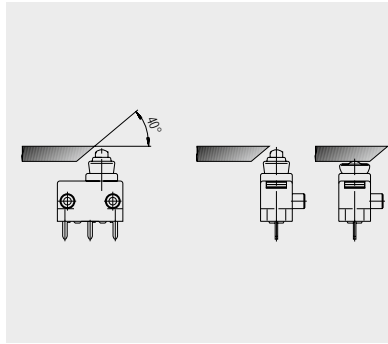
 Cable 300 long

ROCKER SWITCHES  
 PUSHBUTTON SWITCHES  
 TOGGLE SWITCHES  
 SLIDE SWITCHES  
 ROTARY SWITCHES  
 FOOT SWITCHES  
 TACT AND KEY SWITCHES  
 SNAP-ACTION SWITCHES  
 MICRO-SIGNAL SWITCHES  
 SENSORS  
 ECO  
 PUSH N' DRIVE



# SERIES 1055 - SUBMINIATURE SNAP-ACTION SWITCHES IP 67

TO 4 A 12 V OR 2 A 24 V DC



Approach angle up to 40°

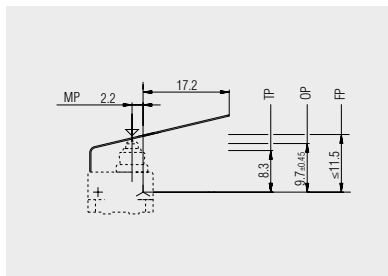
The robust pushbutton guide allows actuations by slides or camshafts with an approach angle of < 40° (depending on the friction partner).

The mechanical life endurance depends on the material and surface properties of the slide and the installation situation in the appliance. Under optimum conditions and longitudinal actuation, 200E3 cycles can be achieved.

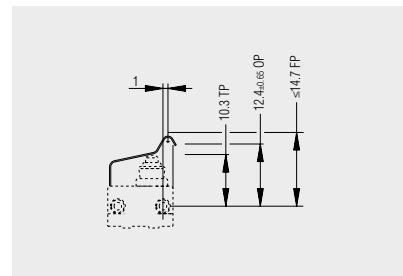
The above sketch can be transposed to the basic types 1056 and 1058.



Auxiliary actuators

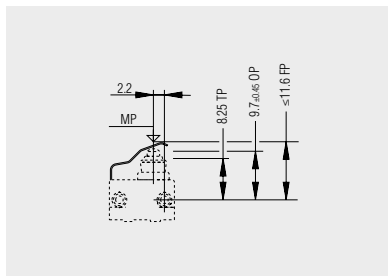


L02: straight lever  
191.081.041

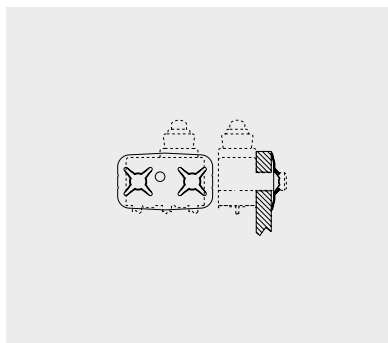


L21: simulated roller  
191.081.031

The auxiliary actuators are available as additional parts for the basic types 1055 and 1058 for retrofitting or are already pre-assembled depending on the product. When assembling yourself, make sure that the lever is pushed into the housing slot right up to the stop.



L31: differential lever  
191.081.011



140.092.021  
fastening disc for the basic types 1055, 1056 und 1058

The fastening disc offers a quick, reliable fastening possibility in combination with switches with 5 mm long pins to plates or plastic parts with a wall thickness up to 2.5 mm.

Fastening disc

ROCKERSWITCHES

PUSHBUTTON SWITCHES

TOGGLE SWITCHES

SLIDE SWITCHES

ROTARY SWITCHES

FOOT SWITCHES

TACT AND KEY SWITCHES

SNAP-ACTION SWITCHES

MICRO-SIGNAL SWITCHES

SENSORS

ECO

PUSH/DRIVE