

| DATE | SYM | REVISION RECORD | AUTH | DR |
|------|-----|-----------------|------|----|
| | | | | |

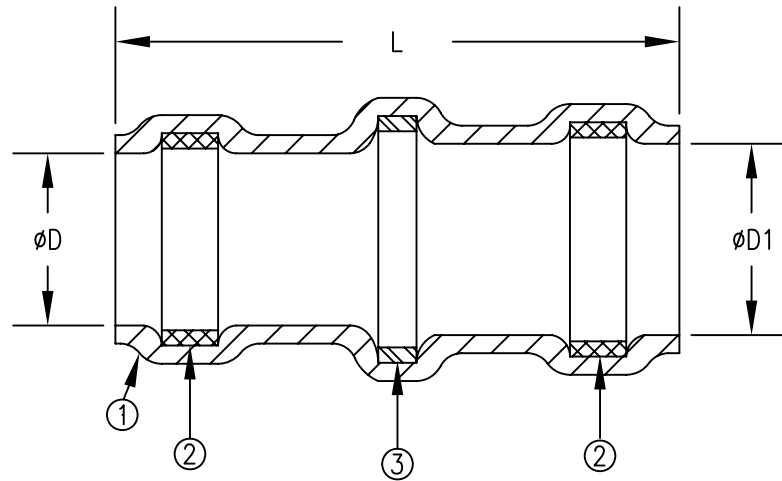



TABLE I: PRODUCT DETAILS

| NAS 1744 PART NUMBER | MARKING CODE | SUMITOMO PART NUMBER | L ± .062 | øD MINIMUM | øD1 MINIMUM |
|-------------------------|-----------------|-------------------------|-------------|---------------|----------------|
| 1746-1 | 1746-1 | H-I-1 | .590 | .075 | .095 |
| 1746-2 | 1746-2 | H-I-2 | .590 | .110 | .125 |
| 1746-3 | 1746-3 | H-I-3 | .590 | .180 | .200 |
| 1746-9 | 1746-9 | H-I-4 | .590 | .235 | .250 |
| 1746-4 | 1746-4 | H-I-5 | .590 | .280 | .300 |

MATERIALS:

- ① INSULATION SLEEVE:
HEAT-SHRINKABLE, RADIATION CROSSLINKED, MODIFIED POLYVINYLIDENE FLUORIDE.
COLOR = TRANSPARENT BLUE.
- ② MELTABLE SEALING RING:
THERMALLY STABILIZED THERMOPLASTIC. COLOR = 2 BLUE
- ③ SOLDER PREFORM:
ALLOY - Sn63 EUTECTIC AT 183°C. PER ANSI-J-STD-006.
FLUX - ROL1 TYPE RMA FLUX FOR SILVER OR TIN APPLICATIONS. PER ANSI-J-STD-004.

| | | | |
|---|--|--|--|
| DIMENSIONS ARE IN INCHES TOLERANCES: (EXCEPT AS NOTED) | |  | |
| LINEAR 0.0 = N/A 0.00 = N/A 0.000 = N/A | ANGULAR 0° = N/A 0°0' = N/A 0°00' = N/A | | |
| An STS PRODUCT | | 915 ARMORLITE DR., SAN MARCOS, CA 92069 | |
| DRAWN N. CANADAY 04-02-07 | | TITLE: SOLDER TERMINATION SLEEVE IMMERSION RESISTANT. NAS 1746 QUALIFIED | |
| APPROVED Jon M. Mills 04-02-07 | | DRAWING NUMBER: H-I-X NAS 1746 | |
| OTHER REF. NAS 1746 | | REPLACES DWG NO.: NAS 1746-HI | |
| ORIG. DATE 04-02-07 | | SCALE: NONE | |
| | | CAD NO. H-I-X NAS 1746 | |
| | | SHEET 1 OF 2 | |

| | | | | |
|------|-----|-----------------|------|----|
| DATE | SYM | REVISION RECORD | AUTH | DR |
| | | | | |

RECOMMENDED CABLE PREPARATIONS:




TABLE II: CABLE PREPARATION MEASUREMENTS

| SUMITOMO PART NUMBER | ØD2 MAXIMUM | ØD3 MINIMUM | ØD4 MAXIMUM | ØD4 MINIMUM | L2 RANGE |
|----------------------|-------------|-------------|-------------|-------------|-----------|
| H-I-1 | .095 | .035 | .075 | .020 | .250-.325 |
| H-I-2 | .125 | .055 | .110 | .030 | .250-.325 |
| H-I-3 | .200 | .085 | .180 | .050 | .250-.325 |
| H-I-4 | .250 | .130 | .235 | .070 | .250-.325 |
| H-I-5 | .300 | .170 | .280 | .100 | .250-.325 |

NOTES:

1. THESE PRODUCTS ARE TESTED AND QUALIFIED TO NAS 1746 STANDARDS PLEASE REFER TO THE SUMITOMO ELECTRIC STS INSTALLATION GUIDE FOR RECOMMENDED ASSEMBLY INFORMATION.
2. TEMPERATURE RANGE: -55°C TO +150°C.
3. THE H-I-X SERIES IS DESIGNED FOR INFRARED HEAT TOOLS.

| | | | | |
|---|--|-------------------------------|--|-----------------|
| DIMENSIONS ARE IN INCHES TOLERANCES: (EXCEPT AS NOTED) | | | 915 ARMORLITE DR., SAN MARCOS, CA 92069 | |
| LINEAR 0.0 = N/A 0.00 = N/A 0.000 = N/A | ANGULAR 0° = N/A 0°0' = N/A 0°00' = N/A | | TITLE: SOLDER TERMINATION SLEEVE IMMERSION RESISTANT. NAS 1746 QUALIFIED | |
| An STS PRODUCT | | DRAWING NUMBER: | | REV |
| DRAWN N. CANADAY | 04-02-07 | H-I-X NAS 1746 | | - |
| APPROVED Jon M. Mills | 04-02-07 | REPLACES DWG NO.: NAS 1746-HI | | |
| OTHER REF. NAS 1746 | ORIG. DATE 04-02-07 | SCALE: NONE | CAD NO. H-I-X NAS 1746 | SHEET 2 OF 2 |