



Model Number

NBB0,8-4M25-E0-V3

Features

- Basic series
- 0.8 mm flush

Accessories

BF 4

Mounting flange, 4 mm

Technical Data

General specifications

Switching element function		NPN	NO
Rated operating distance	s_n	0.8 mm	
Installation		flush	
Output polarity		DC	
Assured operating distance	s_a	0 ... 0.648 mm	
Reduction factor r_{Al}		0.45	
Reduction factor r_{Cu}		0.4	
Reduction factor r_{304}		0.85	

Nominal ratings

Operating voltage	U_B	10 ... 30 V
Switching frequency	f	0 ... 3000 Hz
Hysteresis	H	typ. 5%
Reverse polarity protection		reverse polarity protected
Short-circuit protection		pulsing
Voltage drop	U_d	≤ 3 V
Operating current	I_L	0 ... 100 mA
Off-state current	I_r	0 ... 0.1 mA typ. 0.1 μ A at 25 °C
No-load supply current	I_0	≤ 12 mA
Switching state indicator		LED, yellow

Ambient conditions

Ambient temperature	-25 ... 70 °C (-13 ... 158 °F)
---------------------	--------------------------------

Mechanical specifications

Connection type	Connector M8 x 1, 3-pin
Housing material	Stainless steel 1.4305 / AISI 303
Sensing face	POM
Degree of protection	IP67

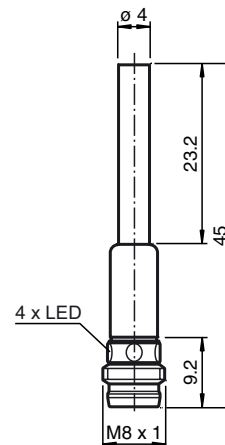
Compliance with standards and directives

Standard conformity	
Standards	EN 60947-5-2:2007 IEC 60947-5-2:2007

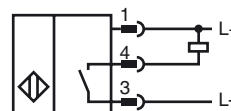
Approvals and certificates

UL approval	cULus Listed, General Purpose
CSA approval	cCSAus Listed, General Purpose
CCC approval	CCC approval / marking not required for products rated ≤ 36 V

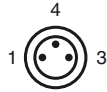
Dimensions



Electrical Connection



Pinout



Wire colors in accordance with EN 60947-5-2

1	BN	(brown)
3	BU	(blue)
4	BK	(black)

