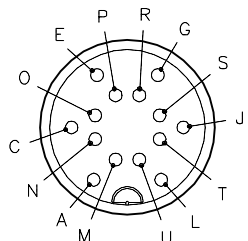
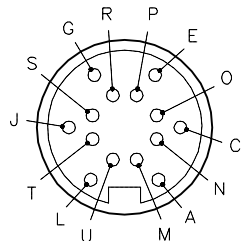


MALE END VIEW

FEMALE END VIEW



- A = N/C
- C = GREY
- E = GREEN
- G = BLACK
- J = N/C
- L = N/C
- M = BROWN
- N = PINK
- O = YELLOW
- P = WHITE
- R = RED
- S = VIOLET
- T = N/C
- U = BLUE

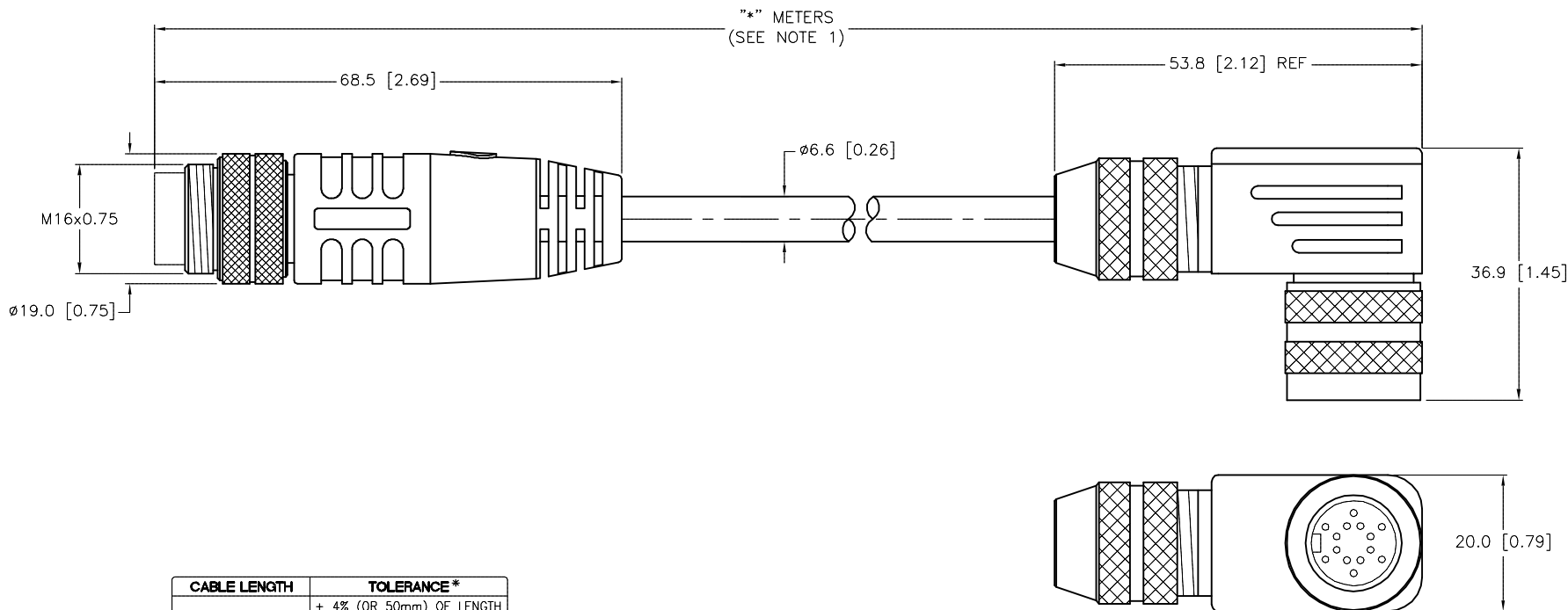


M16 connector

M16 connector

SPECIFICATIONS

CONTACT CARRIER MATERIAL/COLOR	NYLON OR TPU/BLACK
CONTACT MATERIAL/PLATING	COPPER ALLOY/GOLD
HOUSING MATERIAL/PLATING (FEMALE)	DIECAST ZINC/NICKEL
MOLDED MATERIAL/COLOR (MALE)	TPU/YELLOW
COUPLING NUT MATERIAL/PLATING	BRASS/NICKEL
RATED CURRENT [A]	3.0 A
RATED VOLTAGE [V]	60 VAC/VDC
OUTER JACKET MATERIAL/COLOR	PVC/BLACK
CONDUCTOR INSULATION MATERIAL	PVC
NUMBER OF CONDUCTORS [AWG]	10x24 AWG
SHIELD/DRAIN	FOIL SHIELD/26 AWG
TEMPERATURE RANGE	-40°C TO +105°C (-40°F TO +221°F)
PROTECTION CLASS	MEETS IEC IP67



CABLE LENGTH	TOLERANCE*
ALL LENGTHS	+ 4% (OR 50mm) OF LENGTH - 0% (OR 0mm) OF LENGTH WHICHEVER IS GREATER
STRIP LENGTH	TOLERANCE*
0-7mm	± 0.5 mm
8-29mm	± 1.0 mm
30-49mm	± 2.0 mm
50-69mm	± 3.0 mm
70-100mm	± 4.0 mm
OVER 100mm	± 5.0 mm

* UNLESS OTHERWISE SPECIFIED

NOTES:

- "*" INDICATES CABLE LENGTH IN METERS. CONTACT TURCK TO ORDER SPECIFIC LENGTHS.
- CABLE SHIELD IS NOT CONNECTED TO THE WBKS HOUSING.

SOURCE DRAWING - FOR REFERENCE ONLY

RELATED DOCUMENTS 1. 2. 3. 4.	3RD ANGLE PROJECTION 	THIS DRAWING IS CONFIDENTIAL AND THE PROPERTY OF TURCK INC. USE OF THIS DOCUMENT WITHOUT WRITTEN PERMISSION IS PROHIBITED.		3000 CAMPUS DRIVE MINNEAPOLIS, MN 55441 1-800-544-7769 (763) 553-7300 (763) 553-0708 fax turck.com	
		DRFT	RDS	DATE	04/12/05
MATERIAL	ALL DIMENSIONS DISPLAYED ON THIS DRAWING ARE FOR REFERENCE ONLY	APVD	SCALE	1 = 1.0	
FINISH		UNIT OF MEASUREMENT		IDENTIFICATION NO.	
		CONTACT TURCK FOR MORE INFORMATION		RBS WBKS 1614-836-*	
		MILLIMETER [INCH]		REV G	
		DO NOT SCALE THIS DRAWING		FILE: 777007098	
				SHEET 1 OF 1	

G	ADD NOTE #2 PER ECO	TR	12/23/14	48369
REV	DESCRIPTION	BY	DATE	ECO NO.