

New programme

Mosaic™

adaptable for more flexibility



SOLUTIONS FOR OFFICES AND WORKPLACES

♡ powering pleasures of life

 **legrand®**



Hygiene and healthcare
antibacterial scaled plate (p. 13)

Illuminated sign (p. 09)

Obstacle indicator (p. 09)

Lighting environment controller (p. 07)

NEW PROGRAMME
Mosaic™

A complete system for
fitting out your offices
and workplaces



Column (p. 22)

Floor box (p. 26)

DLP trunking (p. 20)

Office module (p. 28)

Desktop multi-outlet extension (p. 24)

Meeting room module
with Wi-Fi access point (p. 30)

Mini-column (p. 32)

**MOSAIC™ PROGRAMME
IN BRIEF**

02 - 03

THE FUNCTIONS FOR FITTING OUT

04 - 15

... individual work areas	04
... shared work areas	06
... passageways	08
... reception areas	10
... medical care areas	12
... showcase areas	14

INSTALLATION OF FUNCTIONS

16 - 33

... in the wall	16
... on the wall	20
... via the ceiling	22
... via the floor	24
... locally	28

SELECTION TABLES

34 - 39

Functions, plates and supports	34
Monobloc DLP	36
Installation locally, via the floor and ceiling	40

ENVIRONMENT

43

MOSAIC™ Programme adaptable for more flexibility

Legrand, designer of the 45 x 45 format, is reinventing the original: the new Mosaic Programme provides all the mains voltage and information network solutions for fitting out commercial sector buildings. These are solutions suited to the specific requirements of the work areas making up professional premises. This gives you an answer contributing towards the building's performance, guaranteed compatibility between all components of the system and a common attractive appearance for the whole of your electrical installation. Mosaic Programme also includes the services to provide you with made-to-measure solutions and logistics suited to your requirements.

ENVIRONMENTALLY-FRIENDLY PRODUCTS


The life cycles of Mosaic Programme solutions have been analysed in order to reduce their environmental impact from manufacturing right through to end-of-life treatment. The results of these analyses are given in the PEPs (Product Environmental Profiles) and are available on request.




This symbol will help you identify the products that actively contribute towards optimising energy use in the building.

**Mosaic™
functions**

200 even more innovative functions suited to the commercial sector




Hygiene and healthcare
Touch sensitive switch




RJ 45 socket 10 GIGA


In the wall
Combine perfectly with **Batibox Programme supports and flush-mounting boxes**
→ page 16




On the wall
DLP trunking and Mosaic functions ... the winning duo
→ page 20




Via the ceiling
Columns for yet more installation freedom and flexibility
→ page 22



Via the floor
Floor boxes and desktop multi-outlet extensions, perfectly suited to commercial sector requirements
→ page 24



Local
Office modules, mini-column and meeting room module: good design, easy to use
→ page 28



02

legrand®

MOSAIC Programme




FUNCTIONS FOR FITTING OUT ...

individual work areas

- Assigned offices, call centres, flexible office space, etc.
- Access to mains voltage, ELV and controls within arm's reach
- High-performance, easy-to-use functions integrating technology

PREWIRED MULTIPLE SOCKETS

Completely safe and fast installation for all your equipment supports (flush-mounting box, column module, floor box, desktop multi-outlet extension, etc.)



Aluminium and white finish

Sockets oriented at 45°

Available with 2, 3 or 4 wells, standard or polarised tamper-proof non standard



RJ 45 SOCKETS



Pivoting window for ease of marking

Sprung transparent cover

10 GIGA, Cat. 6, Cat. 5e:
All UTP, FTP and STP computer requirements in 1 or 2 modules.

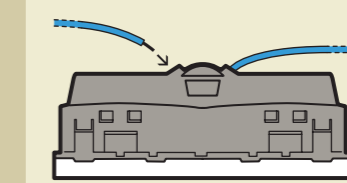
Automatic connection, disconnection by simple action on the push button



For flexible and rigid conductor

Colour marking L, N and ⚡

Oriented feedthrough terminals (see below)



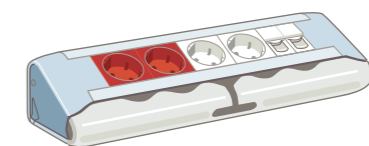
- Spreading of the cables
- Tapping-off made easy
- Convenient to use

COMPUTER SOCKETS



USB2 socket IEEE 1394 socket

For side-by-side connection of the user's computer equipment (digital camera, USB key, PDA, etc.)



FIND OUT ABOUT THE OFFICE MODULE
→ page 28

And always ...

- Polarised sockets
- Shutter control
- Lighting control
- Room thermostat

→ See the functions

pages 34 to 37

Eco-solution, for more information, see page 42



06

legrand®

MOSAIC Programme


FUNCTIONS FOR FITTING OUT ...

shared work areas

- Meeting, conference and training rooms, etc.
- Control of the light, video and sound equipment, and access to information networks
- Making the most of wireless solutions and remote controls

LIGHTING ENVIRONMENT CONTROLLER

Simple and intuitive definition of lighting environments without programming, allowing the light to be perfectly adapted to the activity in the room



LED backlighting for identifying the selected scenario

Switching off scenario

Lighting scenario for meeting

Lighting scenario for conference

Lighting scenario for projection

Visual feedback of circuit state

Buttons for individual adjustment of each channel

Infrared receiver for remote control

WI-FI ACCESS POINT



Wi-Fi access point (802.11 a+b/g dual band) equipped with an RJ 45 socket. Allows secure wireless connection whilst retaining a wired connection point. Very compact (4 modules) and with no connection to 230 V~ (supplied by P.O.E.*)


AUDIO AND VIDEO SOCKETS



XLR socket
Connection for sound systems



HD15 socket
Connection for the computer, video projector, plasma screen, etc.



FIND OUT ABOUT THE MEETING ROOM MODULE
→ page 30


And always ...

- RONIS key control
- 1000 W dimmer
- 3.5 mm jack socket for microphone connection
- RCA triple socket

→ See the functions

pages 34 to 37

*Power Over Ethernet

 **Eco-solution, for more information, see page 42**



08

legrand®

MOSAIC Programme

FUNCTIONS FOR FITTING OUT ...

passageways

- › Intermediate areas, corridors, drinks areas, etc.
- › Access to mains voltage and ELV, signage, automatic lighting
- › Self-contained functions incorporated into the building

ILLUMINATED SIGN

Lighting used for identifying specific rooms




Available in 2 or 5 modules

Labels can be customised with a simple text editor

Screen backlit by white or blue LEDs

Pivoting window for easy insertion of the label

20 preprinted labels in 2 or 5 modules available with a simple order



OBSTACLE INDICATOR



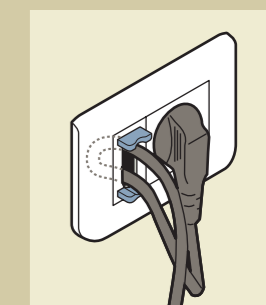
Motion detector with infrared detection cell

Disengageable audible warning device

LED lighting for illuminating the way as a person passes



ANTI-EXTRACTION MODULE



Can be used in combination with a socket to avoid accidental unplugging of electrical equipment (photocopiers, fax machines, computers, etc.)

Extraction resistance 350 N (35 kg)

And always ...

Automatic switch 

Emergency stop mushroom head

Class A audible warning device


Equipped cable outlet

→ See the functions

pages 34 to 37



Eco-solution, for more information, see page 42



FUNCTIONS FOR FITTING OUT ...
reception areas

- Entrance hall, secretarial office, information point, etc.
- Lighting controls, access control, information feedback, security, etc.
- Simple, easy-to-use functions for enhancing reception areas

ACCESS CONTROL

Self-contained or centralised on a controller with 3 user interfaces to suit operating requirements perfectly. Very compact: 5 modules vertically



1000 W DIMMER

For multiple load control. Completely silent and integrated (5 modules vertically).


Lighting circuit status indicator

On/off controls



TECHNICAL ALARM MASTER PANEL

Associated with alarm control panels, feeds back the fault using an audible and visual signal (3 modules horizontally)



LEDs for illuminated indication

Alarm activation and silencing

Label holder for identifying the technical detector

And always ...

- European key barrel
- Awning and roller blind control
- Mains voltage sockets
- ELV sockets

➔ See the functions



12

FUNCTIONS FOR FITTING OUT ...

medical care areas

- › First aid room, infirmary, hospital, retirement home, etc.
- › Patient call, lighting control, access to gases and the computer network
- › Functions accessible even for people with reduced mobility, and able to be cleaned easily

legrand®

MOSAIC Programme

HYGIENE AND HEALTHCARE

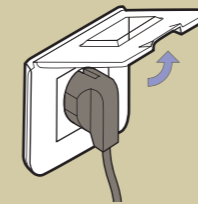
ANTIBACTERIAL SEALED PLATE



Easily cleanable plate (IP 44), made of antibacterial material
A single catalogue number for all the control and connection functions



Functions for control through the membrane



Functions for connecting when cover is opened

TOUCH-SENSITIVE SWITCH



Lighting switched on and off simply by passing the hand close to the switch

ADAPTABLE ELIOFLUX LIGHTING STRIP



Lighting, access to mains voltage and ELV ... as simple to install as DLP trunking

BEDHEAD TRUNKING UNIT



Perfect integration of Mosaic functions, available in many colours and configurations



You will find the full range of lighting strips and bed head trunking units in the healthcare buildings equipment **guide** (available in English)

And always ...

LED bulkhead lights

Socket for push-button cord

Patient call

→ See the functions

pages 34 to 37



Eco-solution, for more information, see page 42



legrand
**FUNCTIONS FOR FITTING OUT ...
 showcase areas**

MOSAIC Programme

- Executive offices, reception areas, etc.
- Lighting control and regulation, access to mains voltage and ELV
- Unprecedented ergonomics and finishes in real materials

CÉLIANE™ PROGRAMME

Wood, glass, metal and leather finishes ... real materials to please the hand and eye and enhance showcase and prestige areas

Coloured Wenge Plate
 (push switch function)



Camel Leather Plate
 (silent switch function)

Nickel Velvet Plate
 (lever switch function)



Titanium Glass Plate
 (rocker switch function)

Control and connection functions ... a wide choice suited to commercial sector requirements



2P+E socket⁽¹⁾



RJ 45 socket
 FTP Cat. 6⁽¹⁾



Roller Blind control⁽¹⁾



Room thermostat⁽¹⁾

**FOR COUNTRIES
 LAUNCHING CELIANE
 ONLY**



Find out about Céliane Programme
 Ask your usual Legrand contact for documentation

And always ...





- Scenario control
- Dimmer switch
- Sockets protected by voltage surge protectors
- Wi-Fi access point

⁽¹⁾ "Titanium" finish plates



BATIBOX™ PROGRAMME

A complete, simple system of flush-mounting boxes and supports to make flush-mounting installation easier

BATIBOX™ BOXES	BATIBOX™ SUPPORTS	MOSAIC™ PROGRAMME
<p>New flush-mounting boxes for dry walls</p>  <ul style="list-style-type: none"> - Vertical/horizontal reversible (71 mm spacing) - Reinforced ribs for increased rigidity - Broad flanges for perfect stability - Wide space for wiring - Retractable clamps for easy installation <p>“Batibox Programme also includes masonry, concrete and multi-material boxes ”</p>	<p>New universal supports for Mosaic and Céliane Programmes</p>  <ul style="list-style-type: none"> - Vertical/horizontal reversible (71 mm spacing) - Enhanced rigidity 	 <ul style="list-style-type: none"> - Cover plate supplied with the mechanism - 2 finishes for plate and cover plate: white and aluminium
		CÉLIANE™ PROGRAMME
		 <p>FOR COUNTRIES LAUNCHING CELIANE ONLY</p> <ul style="list-style-type: none"> - 2 finishes for the cover plate: white or titanium - 36 finishes for the plate: wood, metal, glass, Corian, porcelain, etc.

INSTALLATION OF FUNCTIONS ...

in the wall

- Combine perfectly with Batibox Programme supports and flush-mounting boxes, making selection easy and reducing the number of catalogue numbers
- Finishes can be changed during or after installation
- Wide choice of functions, user interfaces and finishes




Find out about Batibox Programme

Ask your usual Legrand contact for documentation


FOR COUNTRIES LAUNCHING CELIANE ONLY

INSTALLATION IN EXISTING FLUSH-MOUNTING BOXES

Single-gang



Vertical multi-gang



Box, 57 mm spacing 2 joined supports Special plate, 57 mm spacing

Horizontal multi-gang



Box, 57 mm spacing 2 joined supports Special plate, 57 mm spacing



INSTALLATION OF FUNCTIONS ...

on the wall

- Fast and inexpensive to install
- Access to the wiring and functions means easier adaptability and maintenance
- Ideal solution for refurbishment




THE DLP SYSTEM AND MOSAIC SOCKETS

The winning duo that will save you time when ordering and at installation

“Mosaic special” monobloc DLP

With 65 mm cover in 1, 2 or 3 compartment versions.

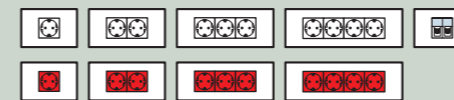
Trunking supplied with body, cover and dividers under a single catalogue number.

1 compartment	2 compartments	3 compartments
 <ul style="list-style-type: none"> • 35 x 80 mm • 50 x 80 mm • 50 x 105 mm 	 <ul style="list-style-type: none"> • 50 x 150 mm 	 <ul style="list-style-type: none"> • 50 x 170 mm • 50 x 220 mm

“DLP special” Mosaic sockets

- The most usual configurations of Mosaic sockets supplied with plate and support under a single catalogue number.
- Fast installation using the feedthrough lateral automatic terminals.

- For special requirements, it is possible to equip the supports with 200 Mosaic functions: support + mechanism + plate.



- Example of installing USB and IEEE 1394 (FireWire) sockets in the upper compartment and a Wi-Fi access point in the lower one

Aluminium DLP

- For installations requiring an attractive appearance or robustness
- Installation with aluminium finish Mosaic wiring accessories
- 1 or 2 compartment versions:
 - 50 x 105 (65 or 85 mm cover)
 - 50 x 150 (65 mm cover)
 - 50 x 195 (85 mm cover)



And always ...

- ➔ See the functions page 34
- ➔ See the trunking selection chart page 38



22

INSTALLATION OF FUNCTIONS ...

via the ceiling


- Installation freedom and flexibility
- Column modules make adaptation and maintenance easier
- Solution that adapts easily to office reconfiguration

legrand

MOSAIC Programme

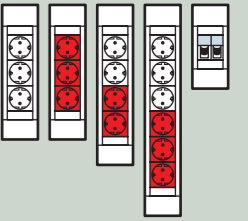
ALUMINIUM COLUMN

With column module, either equipped or for equipping, with traditional connection

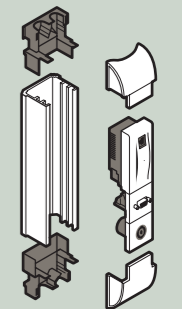


2 SOLUTIONS FOR EQUIPPING THE COLUMN

• **Equipped column module:**
The most usual configurations are available as equipped column modules. This saves time when ordering, at installation and during maintenance. For wiring using terminal blocks.



• **Column module for equipping:**
Suited to the specific requirements of the user. Compatible with all Mosaic functions (Wi-Fi, switches, lighting control, etc.) and Lexic MCBs.



➔ See the functions

page 34


➔ See the column modules

page 40



DESKTOP MULTI-OUTLET EXTENSION

Unostentatious and functional, available with fast or traditional connection



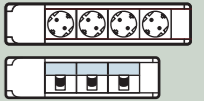
Aluminium
body for extra
strength

Standard and
protected mains
voltage

Fast connection
makes installation
and maintenance
easier

- **Universal installation:** under the floor, integrated under a desk, etc.
- **Compact** for many uses

Many solutions available in the catalogue and configurable as required for mains voltage and ELV



FLOOR CONNECTION BOX

Used to run cables from the access flooring to the desk



INSTALLATION OF FUNCTIONS ...

via the floor

- › Flexible and economical solution
- › Preparation in the workshop for installation at the last moment, avoiding theft and damage



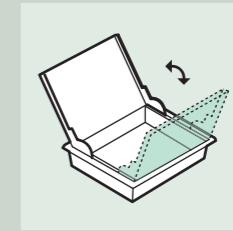
INSTALLATION OF FUNCTIONS ...

via the floor (continued)


- Harmonious integration into the appearance of the building
- Preparation in the workshop for installation of the wiring accessory supports at the last moment, avoiding theft and damage

FLOOR BOX

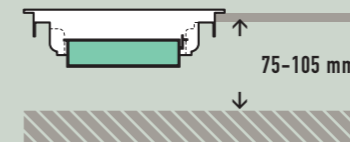
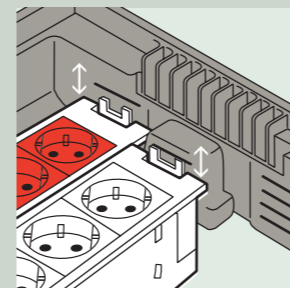
A single range for access flooring and concrete sectional floor



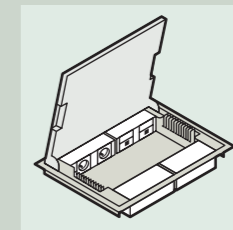
Reversible cover can be covered with carpet, vinyl, laminate flooring, etc.



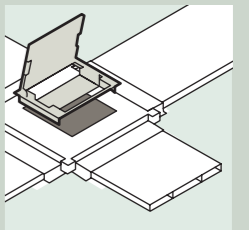
Cover is easy to open without the need for tools



Height of wiring accessory supports can be adjusted to fit the service space perfectly



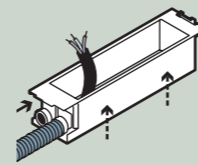
Available in vertical version of wiring accessory supports for low-height (65 mm) service spaces



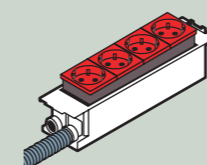
Metal flush-mounting box and floor ducting available for installation on concrete sectional floor

VERSION FOR EQUIPPING

To satisfy special requirements



① Input of cables



② Connection of the wiring accessories



③ Mounting in the box




INSTALLATION OF FUNCTIONS ...

locally

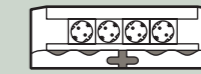
- › Several methods of fixing to the workstation
- › Good design, attractive appearance and easy to use
- › Ideal solution for meeting flexibility and mobility requirements

OFFICE MODULE

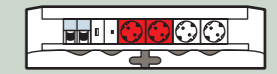
Equipped version or version for equipping, with fast or traditional connection



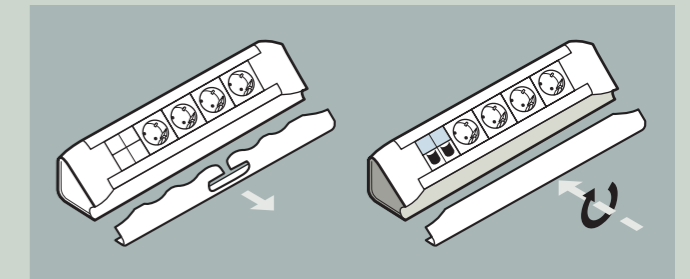
Many solutions, available in the catalogue or configurable as required



Mains voltage



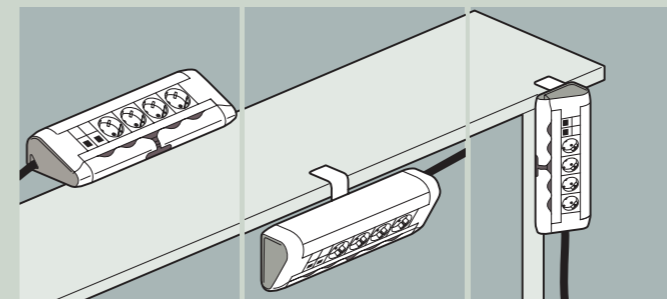
Mains voltage/ELV + USB and IEEE 1394



Reversible device for keeping cables tidy to fit fixed or mobile workstations

FIXING ACCESSORY

The accessory for fixing the office module to the desk makes it easy to use



→ See the functions

page 34

→ See the office modules

page 40



MEETING ROOM MODULE

Design and ergonomics at their peak: lines that define robustness and stability, aluminium finish to bring elegance to your meeting rooms



802.11 a+b/g Wi-Fi access point

8 x 2P+E sockets on the front face

RJ 45 socket for supplying the Wi-Fi access point by connecting to an existing socket

- Version equipped with a Wi-Fi access point for wireless connection to the computer network



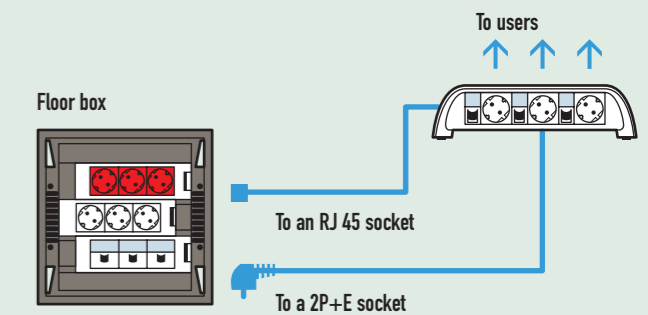
100 Mbps 7-port switch

8 x 2P+E sockets and
7 RJ 45 connections

RJ 45 socket for supplying the switch by connecting to an existing socket

- Version equipped with a switch having 7 RJ 45 connections for traditional connection using VDI cables to the computer network

CONNECTION EXAMPLE



30

INSTALLATION OF FUNCTIONS ...

locally (continued)

- › Perfectly suited to the requirements of meeting rooms
- › Good design, attractive appearance and easy to use
- › Users connected by Wi-Fi or RJ 45



ALUMINIUM MINI-COLUMN

With column module, either equipped or for equipping, with traditional connection

4 compartments for better orientation of the modules and separation of mains voltage/ELV

Equipped column module (here equipped with mains voltage)

Equipped column module (here equipped with ELV)

Aluminium and white finish

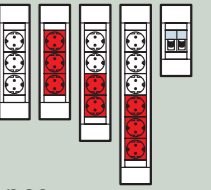
Floor connection: can be associated with the mini-column for a junction to trunking

Possibility of running cables directly via the floor

2 SOLUTIONS FOR EQUIPPING THE COLUMN


• Equipped column module:

The most usual configurations are available as equipped column modules. This saves time when ordering, at installation and during maintenance. For wiring using terminal blocks or supplied with fast-connection connectors.



• Column modules for equipping:

Suited to the specific requirements of the user. Compatible with all Mosaic functions (Wi-Fi, switches, lighting control, etc.) and Lexic MCBs.



- › Installation freedom and flexibility
- › Column modules make adaptation and maintenance easier
- › The small size of the mini-column allows unobtrusive installation under the desk

Lighting controls

Cat. No.	Mod.	Switches, 10AX
770 01	1	Two-way, 10AX
792 01	1	Two-way, 10AX, aluminium finish
770 02	1	Two-way, 10AX, with indicator
792 02	1	Two-way, 10AX, with indicator, aluminium finish
770 11	2	Two-way, 10AX
792 11	2	Two-way, 10AX, aluminium finish
770 12	2	Two-way, 10AX, with indicator
792 12	2	Two-way, 10AX, with indicator, aluminium finish
770 21	2	Intermediate switch, 10AX
766 66	2	Touch-sensitive switch
Switches, 20 A		
770 50	2	Switch, 20 A, 2-pole
770 52	2	Switch, 20 A, 2-pole, with indicator
770 60	1	Two-way, 20 A
770 62	1	Two-way, 20 A, with indicator
Pushbuttons, 6 A		
770 30	1	Pushbutton, 6 A
792 30	1	Pushbutton, 6 A, aluminium finish
770 31	1	Two-way pushbutton, 6 A
770 32	1	Two-way pushbutton, 6 A, with indicator
792 32	1	Two-way pushbutton, 6 A, with indicator, Al finish
770 40	2	Pushbutton, 6 A
792 40	2	Pushbutton, 6 A, aluminium finish
770 41	2	Two-way pushbutton, 6 A
770 42	2	Two-way pushbutton, 6 A, with indicator
792 42	2	Two-way pushbutton, 6 A, with indicator, Al finish
770 43	2	Two-way pushbutton, 6 A, with label-holder
Automatic switches		
784 51	2	Automatic switch with neutral (1000 W)
784 56	2	Automatic switch without neutral (300 W)
792 51	2	Automatic switch with neutral (1000 W), Al finish
792 56	2	Automatic switch without neutral (300 W), Al finish
Dimmer switches		
784 01	2	Dimmer, 300 W, all loads
792 04	2	Dimmer, 300 W, all loads, aluminium finish
784 02	5	Dimmer, 1000 W, all loads
792 06	5	Dimmer, 1000 W, all loads, aluminium finish
784 03	2	Dimmer using DALI protocol
784 04	2	Dimmer for 0-10 V ballast
Timer, time, pull-cord, ventilation and mushroom head switches		
784 20	2	Timer switch (1000 W)
784 25	2	Time switch
770 14	2	Two-way, 10AX, with pull cord
770 44	2	Two-way pushbutton, 6 A, with pull cord
770 15	2	Cord for pull cord mechanisms (Length 1.5 m)
770 27	2	Two-way, 10AX, for ventilation control
766 01	2	Mushroom head pushbutton with key
766 02	2	Mushroom head pushbutton, 1/4 turn

Lighting controls (continued)

Cat. No.	Mod.	Lighting environment controller
784 30	3x5	Lighting environment controller
784 31	-	Infrared remote control unit for lighting environment controller
Remote control dimmers		
784 10	-	Analogue remote control dimmer control
784 11	-	Digital remote control dimmer control using LCD touch screen
Infrared lighting controls		
784 82	-	Transmitter, 1 direction
784 84	-	Transmitter, 3 directions
Keyswitches		
770 72	2	2-position keyswitch, type RONIS 601
770 73	2	3-position keyswitch, type RONIS 601
770 74	2	Keyswitch with European key barrel
770 75	2	Key operated pushbutton, 3 positions, European key barrel
697 95	2	European key barrel supplied with set of 3 keys
766 30	2	Keyswitch for automatic emergency lighting units
Access control		
767 01	5	Stand-alone coded keypad - can be centralised
767 02	5	Stand-alone proximity badge reader - can be centralised
767 03	5	Stand-alone biometric fingerprint reader - can be centralised
767 04	-	Modular door controller with network interface
767 05	-	Encoder for badge reader
767 06	-	Supervision software for networked controller
767 07	-	Surface-mounting suction pad, 300 kg
767 10	-	Key ring proximity badge
767 11	-	Badge in ISO card format (85 x 54 mm)
Blind controls		
770 23	2	IR/PLC individual roller blind control
770 24	2	IR/PLC centralised roller blind control
Mains-borne signalling		
770 25	2	Pushbutton for roller blind control
792 25	2	Pushbutton for roller blind control, aluminium
770 26	2	Switch for roller blind control
792 26	2	Switch for roller blind control, aluminium
Standard		
770 25	2	Pushbutton for roller blind control
792 25	2	Pushbutton for roller blind control, aluminium
770 26	2	Switch for roller blind control
792 26	2	Switch for roller blind control, aluminium
Heating and regulation		
Room thermostats		
767 20	2	Standard HVAC thermostat
767 21	2	Programmable electronic HVAC thermostat
767 23	-	Sensor for modular thermostat

Power sockets

Cat. No.	Mod.	Multi-support multiple sockets
771 11	2	2P+E socket, automatic terminals
771 45	2	2P+E 45° socket, automatic terminals
771 13	2	2P+E socket, 4 mm ² special screw terminals
771 42	4	2x2P+E 45° socket, automatic terminals
771 43	6	3x2P+E 45° socket, automatic terminals
771 44	8	4x2P+E 45° socket, automatic terminals
792 71	2	2P+E 45° socket, auto terminals, Al finish
792 72	4	2x2P+E 45° socket, auto terminals, Al finish
792 73	6	3x2P+E 45° socket, auto terminals, Al finish
Polarised multi-support multiple sockets		
771 14	2	2P+E socket, polarised, auto terminals
771 52	4	2x2P+E 45° socket, polarised, auto terminals
771 53	6	3x2P+E 45° socket, polarised, auto terminals
771 54	8	4x2P+E 45° socket, polarised, auto terminals
Sockets for specific applications		
771 10	2	2P socket
771 12	2	2P+E socket with indicator
771 15	2	2P+E socket, polarised, with indicator
771 19	2	2P+E socket with cover
771 16	2	2P+E socket (green cover plate)
771 17	2	2P+E socket (orange cover plate)
771 18	2	2P+E socket (red cover plate)
771 50	2	2P ELV socket
771 32	2	2P+E hygiene and healthcare socket with flush recess
Polarising device		
771 04	-	Polarising device
International standard power sockets		
775 01	1	2P socket, EURO/US
775 02	2	2P+E socket, EURO/US
775 03	1	2P socket, US
775 04	2	2P+E socket, US 15 A
775 05	2	2P+E socket, BS 13 A
775 06	2	2P+E socket, Swiss type 13
775 11	1	2P+E socket, IT 10/16 A
775 12	2	2P+E socket, IT 16 A P30
772 13	2	2P+E Schuko socket, 4 mm ² special screw terminals
772 14	2	2P+E Schuko sockets, polarised
Power sockets for trunking		
Sockets automatic terminals supplied without plate or support		
774 01	2	2P+E sockets
774 02	4	2x2P+E sockets
774 03	6	3x2P+E sockets
774 04	8	4x2P+E sockets
774 11	X	2P+E sockets (enjoliveur rouge)
774 12	X	2x2P+E sockets (enjoliveur rouge)
774 13	X	3x2P+E sockets (enjoliveur rouge)
774 14	X	4x2P+E sockets (enjoliveur rouge)
774 21	2	2P+E sockets, polarised
774 22	4	2x2P+E sockets, polarised
774 23	6	3x2P+E sockets, polarised
774 24	8	4x2P+E sockets, polarised
792 22	4	2x2P+E sockets, Al finish
792 23	6	3x2P+E sockets, Al finish
Sockets screw terminals supplied without plate or support		
776 01	X	2P+E sockets
776 02	X	2x2P+E sockets
776 03	X	3x2P+E sockets
776 04	X	4x2P+E sockets
776 11	X	2P+E sockets (enjoliveur rouge)
776 12	X	2x2P+E sockets (enjoliveur rouge)
776 13	X	3x2P+E sockets (enjoliveur rouge)
776 14	X	4x2P+E sockets (enjoliveur rouge)
776 21	X	2P+E sockets, polarised
776 22	X	2x2P+E sockets, polarised
776 23	X	3x2P+E sockets, polarised
776 24	X	4x2P+E sockets, polarised

Power sockets for trunking (continued)

Cat. No.	Mod.	Sockets supplied with plate and support for DLP trunking with 65 mm cover
773 51	2	2P+E sockets, automatic terminals
773 52	4	2x2P+E sockets, automatic terminals
773 53	6	3x2P+E sockets, automatic terminals
773 54	8	4x2P+E sockets, automatic terminals
773 71	2	2P+E sockets, polarised, auto terminals
773 72	4	2x2P+E sockets, polarised, auto terminals
773 73	6	3x2P+E sockets, polarised, auto terminals
773 74	8	4x2P+E sockets, polarised, auto terminals
Anti-extraction module, tap-off, cable outlet, blanking plates		
Anti-extraction module		
770 80	1	Anti-extraction module for power socket
Tap-off		
775 53	2	Tap-off
Cable outlet		
775 50	2	Cable outlet
775 51	2	Cable outlet fitted with cable grip
775 52	1	Ø 8 mm wire outlet
Blanking plate		
770 70	1	Blanking plate
792 70	1	Blanking plate, aluminium finish
770 71	2	Blanking plate
792 80	2	Blanking plate, aluminium finish
Label-holder		
791 51	2	Curved label-holder
791 52	2	Flat label-holder
Voltage surge protectors, circuit breakers and transformers		
Voltage surge protectors		
775 40	2	Voltage surge protector
775 42	2	Voltage surge protector fitted with interference filter
775 41	-	Surge arrester cassette
Transformer		
775 60	2	Transformer, 230 V - 12 V 4 VA
Proximity MCBs		
775 21	2	Thermal magnetic MCB, 10 A
775 22	2	Thermal magnetic MCB, 16 A
775 31	2	RCBO, 10 A 30 mA
775 32	2	RCBO, 16 A 30 mA

SELECTION TABLES

Mosaic functions

RJ45 sockets



Cat. No.	Mod.	10 Giga
786 40	1	10 Giga STP RJ45 socket
786 41	2	10 Giga STP RJ45 socket

STP Cat.6

786 30	1	STP Cat.6 RJ45 socket, sheet steel cover
786 31	2	STP Cat.6 RJ45 socket, sheet steel cover
786 32	2	STP Cat.6 RJ45 socket, oriented at 90°
786 33	2	Zamak STP Cat.6 RJ45 socket

FTP Cat.6

786 90	1	FTP Cat.6 RJ45 socket
792 90	1	FTP Cat.6 RJ45 socket, aluminium finish
786 91	2	FTP Cat.6 RJ45 socket
792 91	2	FTP Cat.6 RJ45 socket, aluminium finish
786 92	2	FTP Cat.6 RJ45 socket, oriented at 90°
786 93	2	RJ45 socket for DLP trunking with 65 mm cover 2xFTP cat.6 RJ45

UTP Cat.6

786 60	1	UTP Cat.6 RJ45 socket
792 60	1	UTP Cat.6 RJ45 socket, aluminium finish
786 61	2	UTP Cat.6 RJ45 socket
792 61	2	UTP Cat.6 RJ45 socket, aluminium finish
786 62	2	UTP Cat.6 RJ45 socket, oriented at 90°
786 63	2	RJ45 socket for DLP trunking with 65 mm cover 2xUTP cat.6 RJ45

FTP Cat.5

786 80	1	FTP Cat.5e RJ45 socket
786 81	2	FTP Cat.5e RJ45 socket

UTP Cat.5

786 50	1	UTP Cat.5e RJ45 socket
786 51	2	UTP Cat.5e RJ45 socket

Copper feedthrough, double connector and telephone RJ45 sockets



FTP Cat.6 copper feedthrough

786 23	2	FTP Cat.6 RJ45 copper feedthrough
786 27	2	FTP Cat.6 RJ45 copper feedthrough, Al finish

UTP Cat.6 copper feedthrough

786 22	2	UTP Cat.6 RJ45 copper feedthrough
786 26	2	UTP Cat.6 RJ45 copper feedthrough, Al finish

FTP Cat.5 copper feedthrough

786 21	2	FTP Cat.5e RJ45 copper feedthrough
786 25	2	FTP Cat.5e RJ45 copper feedthrough, Al finish

UTP Cat.5 copper feedthrough

786 20	2	UTP Cat.5e RJ45 copper feedthrough
786 24	2	UTP Cat.5e RJ45 copper feedthrough, Al finish

Double connector

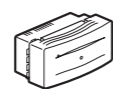
786 95	1	FTP Ethernet/telephone double connector
786 65	1	UTP Ethernet/telephone double connector

Feedthrough, double connector and telephone RJ45 sockets (continued)

Telephone sockets

787 30	1	4-pin RJ11
787 31	2	4-pin RJ11
787 32	2	6-pin RJ12
787 34	2	8-pin ISDN
787 38	2	8-pin telephone socket

Wi-Fi access points powered by POE



779 11	4	802.11 b/g single band
779 13	4	802.11 a+b/g dual band
779 14	4	802.11 a+b/g dual band fitted with a jack

Copper switch, other computer sockets and faceplates



10/100 base T switch-line

779 00	6	RJ45 6+2 switch, 230 V power supply
779 01	6	RJ45 6+2 switch, POE power supply

Other computer sockets

787 61	1	Female USB socket
787 62	1	Female IEEE 1394 socket

Faceplates for computer sockets

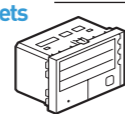
786 01	2	ACO 2 receptacle
786 02	2	Single Systimax faceplate
786 04	2	Single Keystone faceplate

Optical fibre equipment



786 16	2	2 ST optical feedthrough
786 17	2	2 SC optical feedthrough
786 18	2	2 LC optical feedthrough

Buzzers, bells and technical alarm central units



Buzzers and bells

766 40	2	8 V buzzer
766 41	2	230 V buzzer
766 42	2	12/24/48 V bell

Technical alarm central unit

766 82	3	3-direction technical alarm central unit
766 90	2	Relay

TV, audio and video sockets



Television sockets

787 80	2	Type "F" single TV connector
787 82	2	Male Ø 9.52 mm single TV
787 86	2	TV-FM-SAT

TV, audio and video sockets (continued)

Video sockets

787 52	1	1 RCA video socket
787 57	2	VGA HD 15 faceplate
787 63	2	S-video socket
787 59	2	Preconnected HD 15+5 BNC socket
787 58	2	75Ω BNC socket

Audio sockets

787 51	2	Loudspeaker socket
787 53	1	2 RCA stereo audio socket
787 54	1	3 RCA stereo audio and video socket
787 55	2	Female XLR socket
787 56	2	Male XLR socket
787 60	2	Speakon socket
787 64	2	Female 3.5 mm jack socket

Illuminated functions: bulkhead lights and indicators



Indicators

785 01	1	230 V white single indicator
785 02	1	230 V double indicator fitted with a diffuser
785 51	1	12-24-48 V single indicator
785 52	1	12-24-48 V double indicator

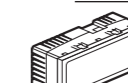
Illuminated obstacle indicator

785 11	2	Illuminated obstacle indicator
--------	---	--------------------------------

Bulkhead lights

785 60	2	12-24-48 V red bulkhead light
785 61	2	12-24-48 V white bulkhead light
785 62	2	12-24-48 V green bulkhead light
785 63	2	12-24-48 V blue bulkhead light
785 70	2	230 V red bulkhead light
785 71	2	230 V white bulkhead light
785 72	2	230 V green bulkhead light
785 73	2	230 V blue bulkhead light
785 10	2	Skirting pilot light

Illuminated functions: signage



Illuminated signage mechanisms

785 20	2	White signage
785 21	2	Blue signage
785 22	5	White signage
785 23	5	Blue signage
785 24	2	Green/red 2-colour signage

Labels for illuminated signage mechanisms

785 30	2	Direction arrow label
785 31	5	Direction arrow label
785 32	2	Exit label
785 33	5	Exit label
785 34	2	WC label
785 35	5	WC label
785 36	2	"Meeting" pictogram label
785 37	5	"Meeting" pictogram label
785 38	2	"Reception" pictogram label
785 39	2	"Prohibited" pictogram label
785 40	2	"Reserved for men" pictogram label
785 41	2	"Reserved for women" pictogram label
785 42	2	"Reserved for disabled people" pictogram label
785 43	2	"Cloakroom" pictogram label
785 44	2	"Smoking area" pictogram label
785 45	2	"Non-smoking area" pictogram label
785 46	2	"Air conditioning" pictogram label
785 47	2	"Telephone" pictogram label
785 48	2	"Telephones prohibited" pictogram label

Functions for medical care areas



766 55	5	6-direction call unit, 230 V
766 60	5	6-direction nurse call display
766 63	2	Socket for push-button cord
766 64	2	Bathroom call unit
766 67	2	2 A pull-cord switch for flat lighting strips
766 65	2	Non-ejectable remote control socket base
766 68	2	Ejectable remote control socket base
788 80	2	Antibacterial IP44 sealed plate


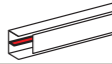

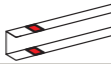
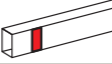

















Finishing plates, frames, supports and flush-mounting boxes for Mosaic mechanisms

	White plate	Al plate	Surface-mounting boxes		Supports				Dry wall boxes	
			Cat. No.	Height	Standard	Clip-mounted	Illuminated	Indicator	Cat. No.	Depth
Horizontal										
1 module	788 01	790 01	-	-	802 50	-	-	-	800 40	40 mm
2 modules	788 02	790 02	802 80	30 mm	802 51	802 61	802 60	802 62	800 41	40 mm
			802 81	40 mm					800 51	50 mm
3 modules	788 03	790 03	802 89	40 mm	802 59	-	-	-	800 49	40 mm
4 modules	788 14	790 14	802 85	40 mm	802 52	-	802 58	-	800 42	40 mm
5 modules	788 15	790 15	802 85	40 mm					802 52	50 mm
2x2 modules	788 04	790 04	802 82	40 mm	-	-	-	-	-	-
2x2 modules (57 mm spacing)	788 64	-	-	-	-	-	-	-	-	-
6 modules	788 16	790 16	802 86	40 mm	802 53	-	-	-	800 43	40 mm
8 modules	788 18	790 18	802 86	40 mm					800 53	50 mm
3x2 modules	788 06	790 06	802 83	40 mm	-	-	-	-	-	-
3x2 modules (57 mm spacing)	788 66	-	-	-	-	-	-	-	-	-
10 modules	788 10	790 10	802 84	40 mm	802 54	-	-	-	800 44	40 mm
4x2 modules	788 08	790 08	-	-	-	-	-	-	800 54	50 mm
Vertical										
5 modules	788 25	790 25	802 85	40 mm	802 52	-	802 57	-	800 42	40 mm
2x2 modules	788 22	790 22	802 82	40 mm					800 52	50 mm
2x2 modules (57 mm spacing)	788 54	-	-	-	-	-	-	-	-	-
3x2 modules	788 23	790 23	802 83	40 mm	802 53	-	-	-	800 43	40 mm
									800 53	50 mm
3x2 modules (57 mm spacing)	788 56	-	-	-	-	-	-	-	-	-
Workstation										
2x5 modules	788 30	790 30	802 74	50 mm	802 64	-	-	-	801 24	45 mm
2x2x2 modules	788 38	790 38								
Large screen	788 39	790 39								
2x6 modules	788 36	790 36								
2x8 modules	788 37	790 37	802 76	50 mm	802 66	-	-	-	801 26	45 mm
2x3x2 modules	788 32	790 32								






































SELECTION TABLES

Functions (continued), plates and supports

Trunking and accessories

Number of compartments	Cross-section (mm)	Width of cover(s) (mm)	Monobloc body + cover	Divider	Clips	Body joints	Cover joints	End caps	Internal angles	External angles	Flat corners	Flat junctions for width 80 mm	Flat junctions for width 105 mm	Corner junctions	
															
	35 x 80		104 61	105 84	106 81	106 92 / 91	108 01	107 22	106 01	106 21	107 67	107 35	-	107 63 (+106 01)	
	35 x 105		104 63	105 82	106 82	106 92 / 91	108 02	107 01	106 01	106 21	107 84	107 35	107 36	107 63 (+106 01)	
	50 x 80		104 62	105 82	106 81	106 92 / 91	108 01	107 22	106 02	106 22	107 67	107 35	-	107 63 (+106 02)	
	50 x 105		104 24	105 82	106 81	106 96	108 01	107 00	106 05	106 19	107 86	107 39	107 40	107 65 (+106 05)	
	50 x 105		104 64	105 82	106 82	106 92 / 91	108 02	107 02	106 02	106 22	107 85	107 35	107 36 / 37	107 63 (+106 02)	
	50 x 150		104 65	105 82	106 86	106 92 / 91	108 04	107 03	106 02	106 22	107 89	107 35	107 36 / 37	107 63 (+106 02)	
	50 x 195		104 69	105 82	106 86	106 92 / 91	108 06	107 11	106 02	106 22	107 92	107 35	107 36 / 37	107 63 (+106 02)	
	65 x 150		104 75	105 83	106 86	106 92 / 91	108 04	107 06	106 03	106 23	107 90	107 33	107 38	107 64 (+106 03)	
	65 x 195		104 76	105 83	106 86	106 92 / 91	108 06	107 07	106 03	106 23	107 93	107 33	107 38	107 64 (+106 03)	
	50 x 150		104 27	105 82	106 81	106 92 / 91	2 x 108 01	107 03	106 06	106 35	107 89	107 35	107 36 / 37	107 63 (+106 06)	
	50 x 195		104 70	105 82	106 82	106 92 / 91	2 x 108 02	107 11	106 06	106 35	107 92	107 35	107 36 / 37	107 63 (+106 06)	
	50 x 170		104 67	105 82	106 82	106 92 / 91	2 x 108 00 / 01	107 10	106 50	106 38	107 98	107 35	107 36 / 37	107 63 (+106 50)	
	50 x 220		104 28	105 82	106 81	106 92 / 91	3 x 108 01	107 05	106 50	106 38	107 95	107 35	107 36 / 37	107 63 (+106 50)	

Power sockets for trunking

Number of compartments	Cross-section (mm)	Width of cover(s) (mm)	2P + E					2 x 2P + E					3 x 2P + E					4 x 2P + E					
			Support 2 modules	Socket without support Standard	Socket without support Polarised	Socket with support Standard	Socket with support Polarised	Support 4 modules	Sockets without support Standard	Sockets without support Polarised	Sockets with support Standard	Sockets with support Polarised	Support 6 modules	Sockets without support Standard	Sockets without support Polarised	Sockets with support Standard	Sockets with support Polarised	Support 8 modules	Sockets without support Standard	Sockets without support Polarised	Sockets with support Standard	Sockets with support Polarised	
																							
	35 x 80		109 52	773 01	773 21	773 51	773 71	109 54	773 02	773 22	773 52	773 72	109 56	773 03	773 23	773 53	773 73	109 58	773 04	773 24	773 54	773 74	
	35 x 105		109 92	773 01	773 21	-	-	109 94	773 02	773 22	-	-	109 96	773 03	773 23	-	-	109 98	773 04	773 24	-	-	
	50 x 80		109 52	773 01	773 21	773 51	773 71	109 54	773 02	773 22	773 52	773 72	109 56	773 03	773 23	773 53	773 73	109 58	773 04	773 24	773 54	773 74	
	50 x 105		109 52	773 01	773 21	773 51	773 71	109 54	773 02	773 22	773 52	773 72	109 56	773 03	773 23	773 53	773 73	109 58	773 04	773 24	773 54	773 74	
	50 x 105		109 92	773 01	773 21	-	-	109 94	773 02	773 22	-	-	109 96	773 03	773 23	-	-	109 98	773 04	773 24	-	-	
	50 x 150		-	-	-	-	-	-	-	-	-	-	-	-	-	-	-	-	-	-	-	-	
	50 x 195		-	-	-	-	-	-	-	-	-	-	-	-	-	-	-	-	-	-	-	-	
	65 x 150		-	-	-	-	-	-	-	-	-	-	-	-	-	-	-	-	-	-	-	-	
	65 x 195		-	-	-	-	-	-	-	-	-	-	-	-	-	-	-	-	-	-	-		
	50 x 150		109 52	773 01	773 21	773 51	773 71	109 54	773 02	773 22	773 52	773 72	109 56	773 03	773 23	773 53	773 73	109 58	773 04	773 24	773 54	773 74	
	50 x 195		109 92	773 01	773 21	-	-	109 94	773 02	773 22	-	-	109 96	773 03	773 23	-	-	109 98	773 04	773 24	-	-	
	50 x 172.5		109 52	773 01	773 21	773 51	773 71	109 54	773 02	773 22	773 52	773 72	109 56	773 03	773 23	773 53	773 73	109 58	773 04	773 24	773 54	773 74	
	50 x 220		109 52	773 01	773 21	773 51	773 71	109 54	773 02	773 22	773 52	773 72	109 56	773 03	773 23	773 53	773 73	109 58	773 04	773 24	773 54	773 74	

RJ45 sockets supplied with plate and support: Cat. No. 786 93 (FTP Cat.6) and Cat. No. 786 63 (UTP Cat.6)

Equipped office modules - white finish

Cat. No.	Mod.	For wiring via terminal block and supplied without cable
535 00	8	4x2P+E with illuminated switch
535 01	12	6x2P+E with illuminated switch
535 02	8	4x2P+E polarised with illuminated switch
535 03	12	6x2P+E polarised with illuminated switch
535 04	8	2x2P+E + 2x2P+E polarised
535 05	10	3x2P+E + 2x2P+E polarised
535 06	12	3x2P+E + 3x2P+E polarised
535 10	8	3x2P+E + RCBO ⁽²⁾
535 11	12	5x2P+E + RCBO ⁽²⁾
535 12	12	5x2P+E polarised + RCBO ⁽²⁾
535 15	10	3x2P+E + 2xFTP Cat.6 RJ45s
535 16	12	4x2P+E + 3xFTP Cat.6 RJ45s
535 17	12	4x2P+E + 4 blanking plates
535 18	8	3x2P+E polarised + 2xFTP Cat.6 RJ45s
535 19	12	4x2P+E polarised + 3xFTP Cat.6 RJ45s
535 20	10	2x2P+E + 2x2P+E polarised + 2xFTP Cat.6 RJ45s
535 21	16	3x2P+E + 3x2P+E polarised + 3xFTP Cat.6 RJ45s
		Wired and supplied with mains voltage cable⁽¹⁾
535 25	8	4x2P+E with illuminated switch
535 26	12	6x2P+E with illuminated switch
535 27	8	4x2P+E polarised with illuminated switch
535 28	12	6x2P+E polarised with illuminated switch
535 29	12	5x2P+E + RCBO ⁽²⁾
		Wired and supplied with mains voltage and ELV cables⁽¹⁾
535 33	12	4x2P+E + 3xFTP Cat.6 RJ45s
535 34	8	2x2P+E + 2x2P+E polarised + 2xFTP Cat.6 RJ45s
535 70	12	5x2P+E + 10/100 Base T 6-port switch
535 71	16	6x2P+E + 802.11 a+b/g Wi-Fi access point
535 40	16	6x2P+E + Mosaic voltage surge protector + illuminated switch
535 41	8	Mosaic voltage surge protector and interference filter + illuminated switch
775 41	4	Replacement voltage surge protector module

Equipped office modules - aluminium finish

Cat. No.	Mod.	For wiring and supplied without cable
535 50	16	6x2P+E + illuminated switch
535 51	8	2x2P+E + 2x2P+E F/B polarised
535 52	12	4x2P+E + 3xFTP Cat.6 RJ45s
535 53	10	2x2P+E + 2x2P+E polarised + 2xFTP Cat.6 RJ45s

Empty office modules for equipping - white and Al finish

535 90	8	White finish (8 mod)
535 91	12	White finish (12 mod)
535 92	16	White finish (16 mod)
535 94	12	Aluminium finish (12 mod)
535 99	-	Accessory for fixing to desk

Equipped meeting room modules

Cat. No.	Mod.	Wired and supplied with cable ⁽¹⁾
535 75	24	Meeting room module, 7x2P+E + 10/100 Base T 7-port switch + 1xFTP Cat.6 RJ45
535 76	24	Meeting room module, 7x2P+E + 802.11 a+b/g Wi-Fi access point + 1xFTP Cat.6 RJ45

Desktop multi-outlet extensions equipped for mains voltage

Cat. No.	Mod.	For wiring via terminal block and supplied without cable
534 00	6	3x2P+E
534 01	8	4x2P+E
534 02	12	6x2P+E
534 03	6	3x2P+E polarised
534 04	8	4x2P+E polarised
534 05	8	2x2P+E + 2x2P+E polarised
534 06	12	3x2P+E + 3x2P+E polarised
534 12	6	2x2P+E + RCBO ⁽²⁾
534 13	8	3x2P+E + RCBO ⁽²⁾
534 14	12	5x2P+E + RCBO ⁽²⁾
534 15	6	2x2P+E polarised + RCBO ⁽²⁾
534 16	8	3x2P+E polarised + RCBO ⁽²⁾
534 17	12	2x2P+E polarised + RCBO ⁽²⁾ +2x2P+E + RCBO ⁽²⁾

Wired and supplied with cable fitted with a male coupler⁽⁴⁾

534 35	6	3x2P+E
534 36	8	4x2P+E
534 37	6	3x2P+E polarised
534 38	8	4x2P+E polarised
534 39	8	2x2P+E + 2x2P+E polarised
534 42	6	2x2P+E + RCBO ⁽²⁾
534 43	8	3x2P+E + RCBO ⁽²⁾
534 44	8	3x2P+E polarised + 16 A 30 mA RCBO

Desktop multi-outlet extensions equipped for mains voltage (continued)

Cat. No.	Mod.	Wired and supplied with male coupler built into the end cap
534 50	6	3x2P+E
534 51	8	4x2P+E
534 52	6	3x2P+E polarised
534 53	8	4x2P+E polarised
534 54	8	2x2P+E + 2x2P+E polarised fitted with 2 male couplers
534 55	12	3x2P+E + 3x2P+E polarised fitted with 2 male couplers
534 60	6	2x2P+E + RCBO ⁽²⁾
534 61	8	3x2P+E + RCBO ⁽²⁾
534 62	6	2x2P+E polarised + RCBO ⁽²⁾
534 63	8	3x2P+E polarised + RCBO ⁽²⁾
534 64	12	2x2P+E polarised + RCBO ⁽²⁾ + 2x2P+E + RCBO ⁽²⁾ fitted with 2 male couplers

Desktop multi-outlet extensions equipped for ELV

Cat. No.	Mod.	For connecting via VDI cable (equipped with copper feedthrough sockets)
534 88	2	2xFTP Cat.6 RJ45s
534 89	3	3xFTP Cat.6 RJ45s
		For wiring via VDI cable
534 95	2	2xFTP Cat.6 RJ45s
534 96	3	3xFTP Cat.6 RJ45s

Empty floor boxes for equipping

Cat. No.	Mod.	Horizontal positioning of wiring accessories (service space ≥ 75 mm)
896 05	12	Grey with stainless steel cover
896 06	12	Grey with cover for coverings ⁽³⁾
896 07	12	Beige with cover for coverings ⁽³⁾
896 10	18	Grey with stainless steel cover
896 11	18	Grey with cover for coverings ⁽³⁾
896 12	18	Beige with cover for coverings ⁽³⁾
896 15	24	Grey with stainless steel cover
896 16	24	Grey with cover for coverings ⁽³⁾
896 17	24	Beige with cover for coverings ⁽³⁾
		Vertical positioning of wiring accessories (service space ≥ 65 mm)
896 20	10	Grey with stainless steel cover
896 21	10	Grey with cover for coverings ⁽³⁾
896 25	16	Grey with stainless steel cover
896 26	16	Grey with cover for coverings ⁽³⁾

Equipped floor boxes, prewired and supplied with cables and connectors

Cat. No.	Mod.	Horizontal positioning of wiring accessories (service space ≥ 75 mm)
896 40	12	Grey with stainless steel cover: 2x2P+E + 2x2P+E polarised + 2 FTP Cat.6 RJ45s (copper feedthrough)
896 41	12	Grey with cover for carpet, laminate flooring and vinyl (3 to 10 mm): 2x2P+E + 2x2P+E polarised + 2xFTP Cat.6 RJ45s (copper feedthrough)
896 45	18	Grey with stainless steel cover: 3x2P+E + 3x2P+E polarised + 3xFTP Cat.6 RJ45s (copper feedthrough)
896 46	18	Grey with cover for carpet, laminate flooring and vinyl (3 to 10 mm): 3x2P+E + 3x2P+E polarised + 3xFTP Cat.6 RJ45s (copper feedthrough)

Plastic flush-mounting boxes for concrete

896 30	12/10	Plastic flush-mounting box for concrete for 12 mod horizontal and 10 mod vertical
896 31	18	Plastic flush-mounting box for concrete for 18 mod horizontal
896 32	24/16	Plastic flush-mounting box for concrete for 24 mod horizontal and 16 mod vertical

Equipped column modules, prewired and supplied with cables and connectors

307 18	6	3x2P+E
307 19	6	3x2P+E polarised
307 16	8	2x2P+E + 2x2P+E polarised
307 23	4	2xFTP Cat.6 RJ45s at 90°

SELECTION TABLES

Installation locally, via the floor and ceiling

(1): 3 m mains voltage cable, H05 VVF 3G, 1.5 mm² fitted with a 2P+E male plug and ELV cable of type FTP Cat.6 fitted with a plug
 (2): 16 A 30 mA Ph+N RCBO
 (3): Coverings: carpet, laminate flooring and vinyl (3 to 10 mm)
 (4) : 6 m mains voltage cable, H07 RNF 3G, 2.5 mm² with fast connection coupler

MOSAIC™ Programme

Environmentally friendly and controlling energy

The environment is becoming a major component in the construction field, and more particularly in H.Q.E.® constructions where it is becoming a selection criterion for specifiers and project managers. Legrand, fully aware of these developments, is committing itself to action along 4 major lines:

LINES OF ACTION



- **Industrial sites:** today, 90% of European sites have ISO 14001 environmental certification.
- **Eco-design:** developing products so as to minimise their environmental impact. Since 2004, 20 eco-design projects have been created.
- **Eco-declaration:** providing precise data on the environmental impact of products through PEP (Product Environmental Profile) sheets.
- **Eco-solutions:** proposing solutions that reduce the energy expenditure of buildings.

For more information, please visit www.legrandelectric.com

SOLUTIONS TO COMPLY WITH RT2005

Energy optimisation in a building also comes through controlling lighting expenditure. Mosaic Programme offers lighting controls that contribute towards energy savings:

		Simple switch (two-way switch Cat. No. 770 11)	Time programming (time switch Cat. No. 784 25)	Presence detection (automatic switch Cat. No. 784 51)	Detection of presence + outside light level (Housing Cat. No. 493 02/04 + sensor Cat. No. 493 31/32/40 + control Cat. No. 784 82/84)
		kWh/m ² /year	Energy savings compared with the simple switch		
SCHOOL	(individual work areas and passageways)	18.12	11%	22%	24%
OFFICES	(reception areas and passageways)	22.59	11%	22%	35%
OFFICES	(shared work areas)	24.03	11%	22%	35%
HOSPITAL	(medical care areas)	24.15	-	22%	29%
HOTEL	(excluding restaurant)	29.31	11%	22%	26%

