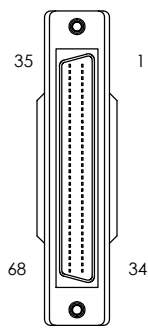


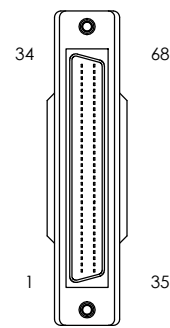
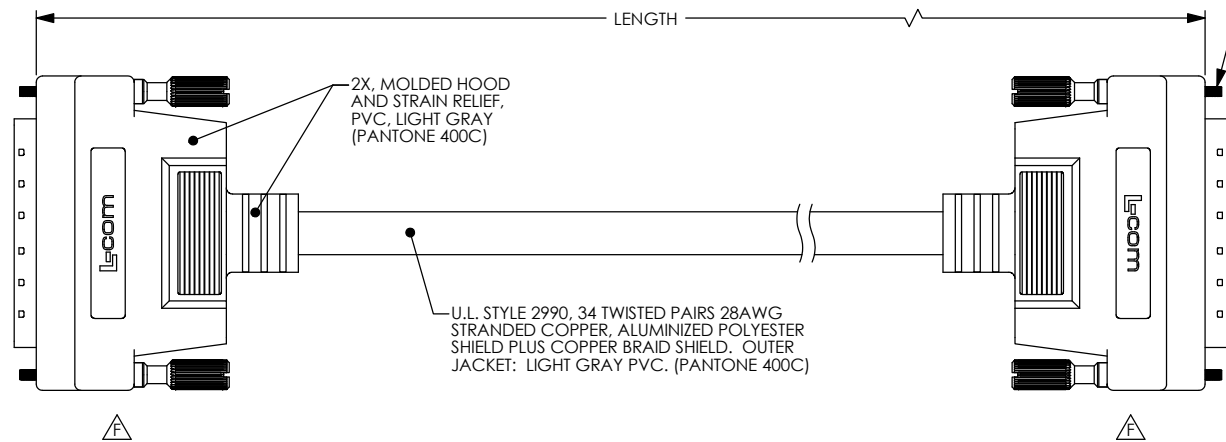
THE INFORMATION CONTAINED IN THIS DRAWING IS THE SOLE PROPERTY OF L-COM, INC. ANY REPRODUCTIONS IN PART OR WHOLE WITHOUT THE WRITTEN PERMISSION OF L-COM, INC. IS PROHIBITED.

REVISIONS			
REV	DESCRIPTION	DATE	CHANGED BY
E	ECN 4690: CHANGE ILL STYLE FROM 20276 TO 2990	4/19/10	D.FRISIELLO
F	ECN 6620: UPDATED LOGOS AND DRAWING FORMAT	1/15/13	D. DESJARDIN



"P1"

2X. 68 PIN MALE HIGH DENSITY CONNECTOR (.050" (1.27MM PIN SPACING))



"P2"

WIRE MAP											
"P1"	TWISTED PAIR	"P2"	"P1"	TWISTED PAIR	"P2"	"P1"	TWISTED PAIR	"P2"	"P1"	TWISTED PAIR	"P2"
1		1	10	10	10	19	19	19	28	28	28
35	1	35	44	10	44	53	19	53	62	28	62
2		2	11	11	11	20	20	20	29	29	29
36	2	36	45	11	45	54	20	54	63	29	63
3		3	12	12	12	21	21	21	30	30	30
37	3	37	46	12	46	55	21	55	64	30	64
4		4	13	13	13	22	22	22	31	31	31
38	4	38	47	13	47	56	22	56	65	31	65
5		5	14	14	14	23	23	23	32	32	32
39	5	39	48	14	48	57	23	57	66	32	66
6		6	15	15	15	24	24	24	33	33	33
40	6	40	49	15	49	58	24	58	67	33	67
7		7	16	16	16	25	25	25	34	34	34
41	7	41	50	16	50	59	25	59	68	34	68
8		8	17	17	17	26	26	26	SHELL	DRAIN	SHELL
42	8	42	51	17	51	60	26	60			
9		9	18	18	18	27	27	27			
43	9	43	52	18	52	61	27	61			

MODEL NUMBER	LENGTH	
	(METERS)	(FEET)
CA900MM-05M	0.50	1.64
CA900MM-1M	1.00	3.28
CA900MM-2M	2.00	6.56

NOTES:

MOLDED HOODS HAVE INTERNAL 360° FOIL SHIELDS SOLDERED TO CONNECTOR FRAMES AND CABLE DRAIN WIRE.
 CABLE ASSEMBLY MEETS REQUIREMENTS FOR SCSI-3 SYSTEMS.
 CABLE ASSEMBLY SHALL BE TESTED FOR CONTINUITY.
 CABLE ASSEMBLY SHALL BE INDIVIDUALLY PACKAGED IN ACCORDANCE WITH L-COM SPECIFICATION PS-0031.

RoHS Compliant ✓

UNLESS OTHERWISE SPECIFIED, DIMENSIONS ARE IN INCHES (mm)		APPROVALS		DATE	 45 BEECHWOOD DRIVE NORTH ANDOVER, MA 01845
OVERALL CABLE LENGTH TOLERANCE: ≤ 12 (305) ± 0.1 (25) / -0 > 12 (305) ± 0.1 (25) / -0 > 40 (1024) ± 0.2 (50) / -0 > 120 (3048) ± 0.3 (762) ± 0.1 (25) / -0 > 300 (7620) ± 0.5 / -0		DRAWN BY	9/20/01		
ALL OTHER DIMENSIONAL TOLERANCES: $X = \pm 0.2$ $XX = \pm 0.12$ $XXX = \pm 0.05$		CHECKED BY	9/24/01		HETEROGENEOUS
PROJECTION		APPROVED BY	9/25/01		PRODUCT DESCRIPTION
		RC			CBL, SCSI-3 HPDB68M/M
		CONFIGURATION DETAILS OF UNDIMENSIONED FEATURES MAY VARY			SIZE
		COLOR VARIATIONS MAY OCCUR			PSCM NO.
					43321
					CA900MM
					REV.
					F
		SCALE: 1:1		CAD FILE: CA900MM.SLDRAW	SHEET 1 OF 1