

CIRCUIT BREAKER 400V 10KA, 3-POLE, D, 16A, D=70MM



Figure similar

Model		
product brand name		SENTRON
Product designation		5SY miniature circuit breaker
Design of the product		5SY miniature circuit breakers
General technical data		
Number of poles		3
Number of poles / Note		3P
Tripping characteristic class		D
circuit-breaker / Design		5SY4
Mechanical service life (switching cycles) / typical		20 000
Overvoltage category		3
Voltage		
Type of voltage		AC/DC
Insulation voltage		
<ul style="list-style-type: none"> with multi-phase operation / at AC / Rated value 	V	440
Supply voltage		
Supply voltage / at AC / Rated value	V	400

Supply voltage frequency / Rated value	Hz	50
Protection class		
Protection class IP		IP20, with connected conductors
Energy limiting class		3
Switching capacity		
Switching capacity current		
• at DC / acc. to IEC 60947-2 / Rated value	kA	15
• acc. to EN 60898 / Rated value	kA	10
• acc. to IEC 60947-2 / Rated value	kA	20
Dissipation		
Active power loss		
• for rated value of the current / at AC / in hot operating state / per pole	W	1.6
Electricity		
rated current I _n / IEC, DIN/VDE / at 40 Cel	A	15.2
Current / at AC / Rated value	A	16
Product details		
Product feature / Touch protection		Yes
Product component		
• combined terminal top		Yes
• combined terminal bottom		Yes
Product property		
• Properties for main switches in accordance with EN 60204-1		Yes
• halogen-free		Yes
• sealable		Yes
• silicon-free		Yes
Product expansion / can be installed / supplementary devices		Yes
Product function		
Product function / neutral conductor switching		No
Short circuit		
Breaking capacity short-circuit current (I_{cn})		
• at AC / acc. to UL 1077 and CSA C22.2 No.235	kA	5
• at DC / acc. to EN 60898-2	kA	10
Number		
Number of test cycles / for environmental testing / acc. to IEC 60068-2-30		6
Connections		

Connectable conductor cross-section / stranded		
• minimum	mm ²	0.75
• maximum	mm ²	35
Connectable conductor cross-section		
• solid		
— minimum	mm ²	0.75
— maximum	mm ²	35
• finely stranded / with core end processing		
— minimum	mm ²	0.75
— maximum	mm ²	25
AWG number / as coded connectable conductor cross section		
• minimum		14
• maximum		4
Tightening torque [lbf·in] / with screw-type terminals		
• minimum	lbf·in	22
• maximum	lbf·in	26
Tightening torque / with screw-type terminals		
• minimum	N·m	2.5
• maximum	N·m	3
Position / of power supply cord		Any

Mechanical Design

Height	mm	90
Width	mm	54
Depth	mm	76
mounting position		any
Installation depth	mm	70
Number of width units		3
Mounting type		Quick assembly system
Net weight	g	449

Environmental conditions

Influence of the surrounding temperature		Max. 95% humidity
Shock resistance / acc. to IEC 60068-2-27		150m/s ² at 11ms half-sine
Vibration resistance / acc. to IEC 60068-2-6		50m/s ² at 25 to 150Hz and 60m/s ² at 35Hz (4sec)
Ambient temperature		
• minimum	°C	-25
• maximum	°C	55
• during storage / minimum	°C	-40
• during storage / maximum	°C	75

Certificates

Equipment marking / acc. to DIN EN 61346-2		F
--	--	---

General Product Approval**Declaration of
Conformity**

CCC



IMQ



UL



VDE



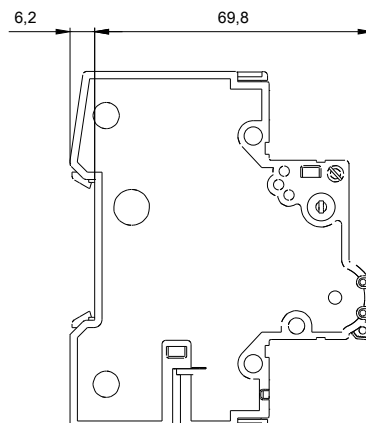
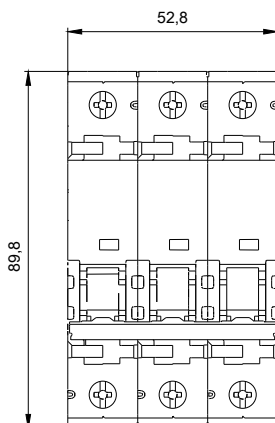
EG-Konf.

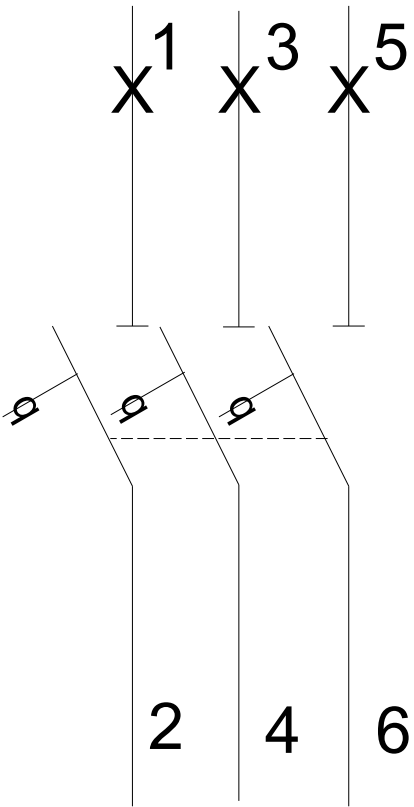
Test Certificates[spezielle](#)[sonstig](#)[Prüfbescheinigung](#)[n](#)

LRS



RINA

Shipping Approval**Further information****Information- and Downloadcenter (Catalogs, Brochures,...)**<http://www.siemens.com/lowvoltage/catalogs>**Industry Mall (Online ordering system)**<https://eb.automation.siemens.com/mall/en/WW/Catalog/Product/5SY43168>**Service&Support (Manuals, Certificates, Characteristics, FAQs,...)**<http://support.automation.siemens.com/WW/view/en/5SY43168/all>**Image database (product images, 2D dimension drawings, 3D models, device circuit diagrams, ...)**http://www.automation.siemens.com/bilddb/cax_en.aspx?mlfb=5SY43168**CAX-Online-Generator**<http://www.siemens.com/cax>**Tender specifications**<http://ausschreibungstexte.siemens.com/tiplv>



last modified:

07.08.2015