



ACTUATOR-/INDICATOR COMPONENT CONTACT BLOCK WITH 1 CONTACT ELEMENT SPRING-LOADED TERMINAL, 1NO

**Contact block / lampholder**

<b>product designation</b>		contact block
<b>Number of NC contacts / for auxiliary contacts</b>		0
<b>Number of NO contacts / for auxiliary contacts</b>		1
<b>Number of change-over switches / for auxiliary contacts</b>		0
<b>Product function / positive opening</b>		No
<b>Number of lampholders</b>		0
<b>Design of the electrical connection</b>		spring-loaded terminals

**General technical details:**

<b>Degree of pollution</b>		class 3
<b>Design of the fuse link / for short-circuit protection of the auxiliary switch / with type of assignment 1 / required</b>		gG / Dz 10 A
<b>Contact reliability</b>		one incorrect switching operation of 100 million switching operations (5 V, 1 mA)
<b>Thermal current</b>	A	10
<b>Type of voltage / of the operating voltage</b>		AC/DC
<b>Item designation</b>		S
<ul style="list-style-type: none"> <li>• according to DIN EN 61346-2</li> <li>• according to DIN 40719 extendable after IEC 204-2 / according to IEC 750</li> </ul>		S
<b>Ambient temperature</b>		

<ul style="list-style-type: none"> <li>during operating</li> </ul>	°C	-25 ... +70
<ul style="list-style-type: none"> <li>during storage</li> </ul>	°C	-25 ... +80
<b>protection class IP</b>		
<ul style="list-style-type: none"> <li>of the terminal</li> </ul>		IP20
<ul style="list-style-type: none"> <li>of the housing</li> </ul>		IP40
<b>Operating voltage / 1 / at 50 Hz / for AC / rated value</b>	V	400
<b>Operating voltage / 1 / at 60 Hz / for AC / rated value</b>	V	300
<b>Operating voltage</b>		
<ul style="list-style-type: none"> <li>1 / for DC / rated value</li> </ul>	V	24
<ul style="list-style-type: none"> <li>at 50 Hz / at AC / rated value</li> </ul>	V	5 ... 400
<ul style="list-style-type: none"> <li>at 60 Hz / at AC / rated value</li> </ul>	V	5 ... 300
<ul style="list-style-type: none"> <li>for DC <ul style="list-style-type: none"> <li>rated value</li> </ul> </li> </ul>	V	5 ... 230
<b>Operating current</b>		
<ul style="list-style-type: none"> <li>at AC-12 <ul style="list-style-type: none"> <li>at 24 V</li> <li>at 48 V</li> <li>at 110 V</li> <li>at 230 V</li> <li>at 400 V</li> </ul> </li> </ul>	A	10
<ul style="list-style-type: none"> <li>at AC-15 <ul style="list-style-type: none"> <li>at 24 V</li> <li>at 48 V</li> <li>at 110 V</li> <li>at 230 V</li> <li>at 400 V</li> </ul> </li> </ul>	A	6
<ul style="list-style-type: none"> <li>at DC-12 <ul style="list-style-type: none"> <li>at 24 V</li> <li>at 48 V</li> <li>at 110 V</li> <li>at 230 V</li> </ul> </li> </ul>	A	5
<ul style="list-style-type: none"> <li>at DC-13 <ul style="list-style-type: none"> <li>at 24 V</li> <li>at 48 V</li> <li>at 110 V</li> <li>at 230 V</li> </ul> </li> </ul>	A	2.5
<ul style="list-style-type: none"> <li>at DC-12 <ul style="list-style-type: none"> <li>at 24 V</li> <li>at 48 V</li> <li>at 110 V</li> <li>at 230 V</li> </ul> </li> </ul>	A	1
<ul style="list-style-type: none"> <li>at DC-13 <ul style="list-style-type: none"> <li>at 24 V</li> <li>at 48 V</li> <li>at 110 V</li> <li>at 230 V</li> </ul> </li> </ul>	A	3
<ul style="list-style-type: none"> <li>at DC-13 <ul style="list-style-type: none"> <li>at 24 V</li> <li>at 48 V</li> <li>at 110 V</li> <li>at 230 V</li> </ul> </li> </ul>	A	1.5
<ul style="list-style-type: none"> <li>at DC-13 <ul style="list-style-type: none"> <li>at 24 V</li> <li>at 48 V</li> <li>at 110 V</li> <li>at 230 V</li> </ul> </li> </ul>	A	0.7
<ul style="list-style-type: none"> <li>at DC-13 <ul style="list-style-type: none"> <li>at 24 V</li> <li>at 48 V</li> <li>at 110 V</li> <li>at 230 V</li> </ul> </li> </ul>	A	0.3
<b>Suitability for integration</b>		front element
<ul style="list-style-type: none"> <li>pressure selection button</li> </ul>		Yes
<ul style="list-style-type: none"> <li>front element</li> </ul>		Yes
<ul style="list-style-type: none"> <li>suspension switch</li> </ul>		Yes

• suspension pushbutton		Yes
<b>Insulation voltage / rated value</b>	V	400
<b>Impulse voltage resistance / rated value</b>	kV	4
<b>Operating cycles / maximum</b>	1/h	1,000
<b>Electrical operating cycles as operating time / with contactors 3RT1015 to 3RT1026 / typical</b>		10,000,000
<b>Mechanical operating cycles as operating time / typical</b>		10,000,000
<b>Product component</b>		
• fluorescent materials		No
• diode		No
• lamp transformer		No
• series resistance		No
<b>Type of mounting</b>		front mounting

### Connections:

#### Type of the connectable conductor cross-section

• for auxiliary contacts / solid	2x (0.25 ... 1.5 mm <sup>2</sup> )
• for auxiliary contacts / finely stranded / with conductor end processing	2x (0.25 ... 0.75 mm <sup>2</sup> )
• for auxiliary contacts / finely stranded / without conductor final cutting	2x (0.25 ... 1.5 mm <sup>2</sup> )
• for AWG conductors / for auxiliary contacts	2x (24 ... 16)

### Certificates/approvals:

#### General Product Approval



CCC



CSA



GOST



UL

#### other

[Confirmation](#)

[Environmental Confirmations](#)

### Further information:

#### Information- and Downloadcenter (Catalogs, Brochures,...)

<http://www.siemens.com/industrial-controls/catalogs>

#### Industry Mall (Online ordering system)

<http://www.siemens.com/industrial-controls/mall>

#### Cax online generator:

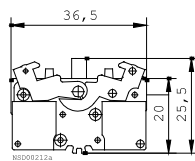
<http://www.siemens.com/cax>

#### Service&Support (Manuals, Certificates, Characteristics, FAQs,...)

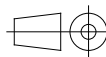
<http://support.automation.siemens.com/WWW/view/en/3SB3403-0B/all>

#### Image database (product images, 2D dimension drawings, 3D models, device circuit diagrams, ...)

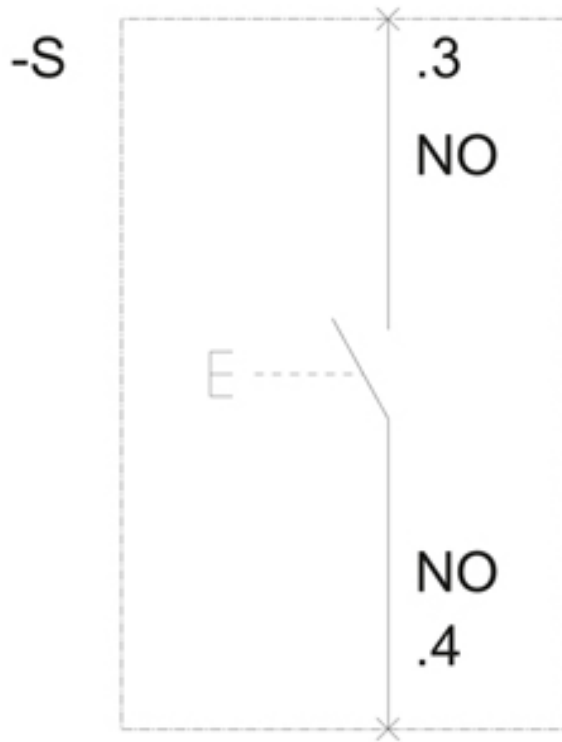
[http://www.automation.siemens.com/bilddb/cax\\_en.aspx?mlfb=3SB3403-0B](http://www.automation.siemens.com/bilddb/cax_en.aspx?mlfb=3SB3403-0B)



Alle Bemessungswerte sind in Millimeter (mm) angegeben.  
 All dimensions are in millimeters (mm)



fSiemens Logo b0 i0 c0 p2;s			
Date:	Name:	Format/Size: DIN A4	Masstab/Scale: 1:1



last change:

Jan 21, 2013