

SIEMENS

Product data sheet

3RT1025-3AP00



Abb. ähnlich / similar picture

CONTACTOR, AC-3 7.5 KW/400 V, AC 230 V,
50 HZ, 3-POLE, SIZE S0,
CAGE CLAMP CONNECTION

General details:

| | |
|-----------------------|----|
| Size of the contactor | S0 |
| Number of poles | 3 |

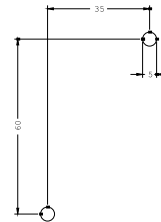
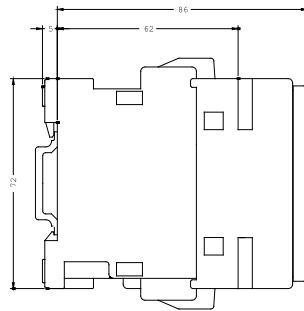
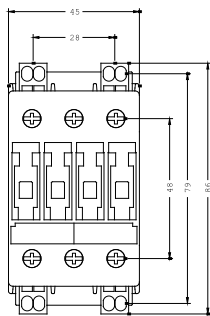
Control circuit:

| | |
|--|--------------|
| Design of activation of the operating mechanism | conventional |
| Type of voltage | AC |
| Control supply voltage | |
| • at 50 Hz / for AC / rated value / minimum | 230 V |
| • at 50 Hz / for AC / rated value / maximum | 230 V |
| Supply voltage frequency / for auxiliary and control current circuit / rated value | |
| • minimum | 50 Hz |
| • maximum | 50 Hz |

Main circuit:

| | |
|---|------|
| Number of NC contacts / for main contacts | 0 |
| Number of NO contacts / for main contacts | 3 |
| Operating current | |
| • at AC-3 / at 400 V / rated value | 17 A |
| • at AC-1 / at 400 V / rated value | 40 A |

| | |
|---|--|
| Service power | |
| • at AC-3 / at 400 V / rated value | 7.5 kW |
| • at AC-1 / at 400 V / rated value | 23 kW |
| Auxiliary circuit: | |
| Number of NO contacts / for auxiliary contact | 0 |
| Number of NC contacts / for auxiliary contact | 0 |
| Connection type: | |
| Design of the electrical connection / for main current circuit | screw-type terminals |
| Design of the electrical connection / for auxiliary and control current circuit | Cage Clamp terminals |
| Mounting/fixing: | |
| Type of fixing/fixation | screw and snap-on mounting onto 35 mm standard mounting rail according to DIN EN 50022 |
| Series installation | Yes |



last change:

10/31/2006

| | | |
|------------------------------|------------|--|
| Technical Assistance: | Telephone: | +49 (0) 911-895-5900 (8°° - 17°° CET) |
| | Fax: | +49 (0) 911-895-5907 |
| | E-Mail: | technical-assistance@siemens.com |
| | Internet: | www.siemens.de/lowvoltage/technical-assistance |