

## HN Male Connector Clamp/Solder Attachment For RG214, RG213, RG393, RG8, RG225, RG215, RG9 Cable

HN male connector with clamp/solder attachment for RG214, RG213, RG393, RG8, RG225, RG215 and RG9, part number SC4821, from Fairview Microwave is in-stock and ships same day. This HN male connector operates up to a maximum frequency of 6 GHz and offers good VSWR of 1.5:1.

Fairview's HN male connector SC4821 datasheet specifications and outline drawing are shown in this PDF below. Our extensive offering of RF, microwave and millimeter wave connectors allows designers to configure and customize their signal connections however they like. From providing an I/O for a board design to creating a custom cable assembly configuration, Fairview Microwave has a connector solution to meet your needs. Fairview Microwave also has the expertise to build your custom cable assemblies for you and ship them same-day.

### Electrical Specifications

| Description            | Min | Typ | Max   | Units |
|------------------------|-----|-----|-------|-------|
| Frequency Range        | DC  |     | 6     | GHz   |
| VSWR                   |     |     | 1.5:1 |       |
| Operating Voltage (AC) |     |     | 1,500 | Vrms  |

### Mechanical Specifications

|             |                      |
|-------------|----------------------|
| <b>Size</b> |                      |
| Length      | 2.03 in [51.56 mm]   |
| Width/Dia.  | 0.866 in [22.00 mm]  |
| Weight      | 0.1675 lbs [75.98 g] |

### Material Specifications

| Description  | Material | Plating                   |
|--------------|----------|---------------------------|
| Contact      | Brass    | Gold<br>30 µin minimum    |
| Insulation   | PTFE     |                           |
| Body         | Brass    | Nickel<br>100 µin minimum |
| Coupling Nut | Brass    | Nickel<br>100 µin minimum |

#### Mechanical Specification Notes:

When attaching the connector to the cable use a clamp torque value of 60 to 65 in-lbs [6.78 to 7.34 Nm]



### Configuration:

- HN Male Connector
- MIL-STD-348A
- 50 Ohms
- Straight Body Geometry
- RG214, RG213, RG393, RG8, RG225, RG215, RG9 Interface Type
- Clamp/Solder Attachment

### Features:

- Operating Frequency of 6 GHz Max.
- Good VSWR of 1.5:1
- Gold Plated Brass Contact
- 30 µin minimum contact plating

### Applications:

- General Purpose Test
- Custom Cable Assemblies

Fairview Microwave  
301 Leora Ln., Suite 100  
Lewisville, TX 75056  
Tel: 1-800-715-4396 / (972) 649-6678  
Fax: (972) 649-6689  
[www.fairviewmicrowave.com](http://www.fairviewmicrowave.com)  
[sales@fairviewmicrowave.com](mailto:sales@fairviewmicrowave.com)

**Environmental Specifications**

**Temperature**

Operating Range -65 to +165 deg C

**Compliance Certifications** (see [product page](#) for current document)

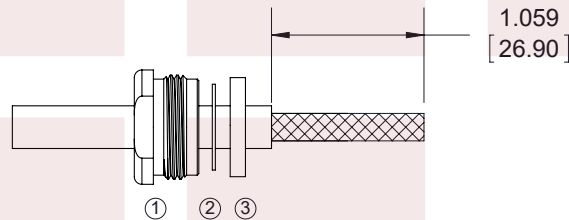
**Plotted and Other Data**

Notes:

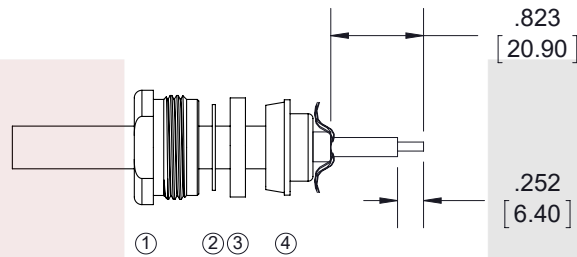
**Assembly Instruction**

**ASSEMBLY PROCEDURES**

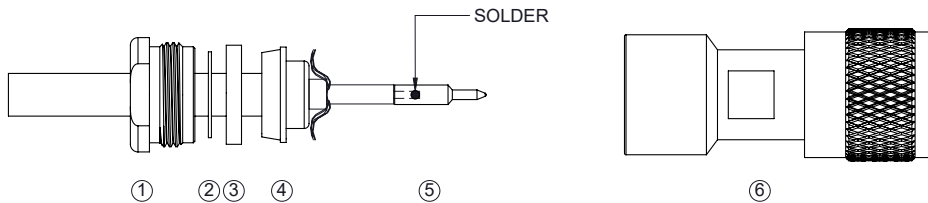
1. SLIDE CLAMP NUT (1), THINNER WASHER (2) & GASKET (3) OVER CABLE. STRIP CABLE AS SHOWN. DO NOT NICK BRAID WHILE CUTTING JACKET. TAPER END OF BRAID TO PERMIT ASSEMBLY OF CLAMP.



2. SLIDE BRAID CLAMP (4) OVER BRAID & SEAT AGAINST CABLE. FORM BRAID OVER CLAMP NUT. TRIM BRAID BACK TO SHOULDER. CUT DIELECTRIC & CENTER CONDUCTOR TO DIMENSION SHOWN. DO NOT NICK CENTER CONDUCTOR.



3. SOLDER CONTACT (5) TO CENTER CONDUCTOR. REMOVE EXCESS SOLDER. DO NOT OVER HEAT DIELECTRIC. INSERT CABLE ASSEMBLY INTO BODY (6) & TIGHTEN.



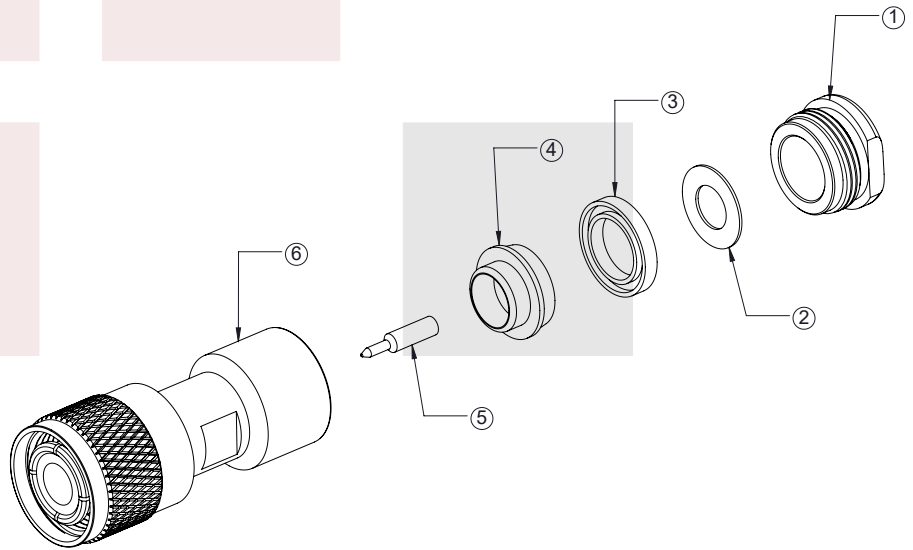

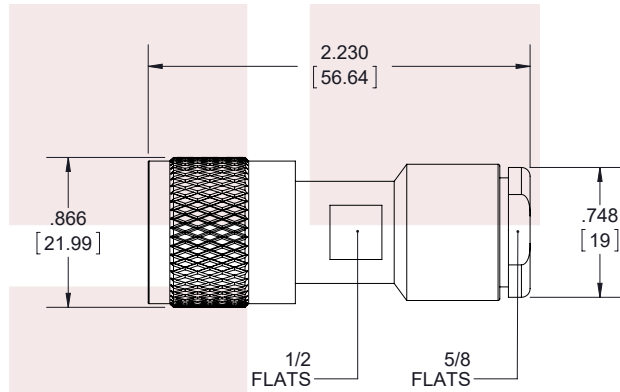
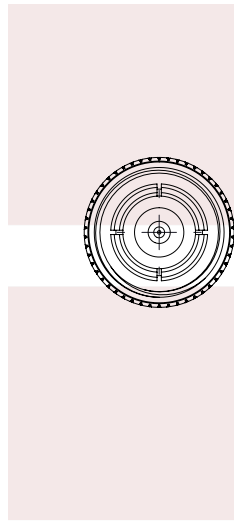
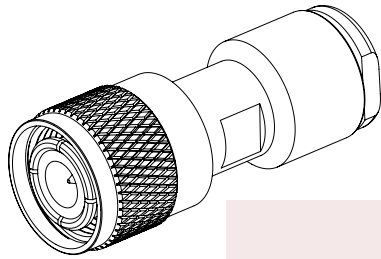
HN Male Connector Clamp/Solder Attachment For RG214, RG213, RG393, RG8, RG225, RG215, RG9 Cable from Fairview Microwave is in-stock and available to ship same-day. All of our RF/microwave products are available off-the-shelf from our ISO 9001:2008 certified facilities in Lewisville, Texas. Fairview Microwave is RF on-demand.

For additional information on this product, please click the following link: [HN Male Connector Clamp/Solder Attachment For RG214, RG213, RG393, RG8, RG225, RG215, RG9 Cable SC4821](#)

URL: <https://www.fairviewmicrowave.com/hn-male-standard-rg8-rg213-rg225-rg393-connector-sc4821-p.aspx>

The information contained in this document is accurate to the best of our knowledge and representative of the part described herein. It may be necessary to make modifications to the part and/or the documentation of the part, in order to implement improvements. Fairview Microwave reserves the right to make such changes as required. Unless otherwise stated, all specifications are nominal. Fairview Microwave does not make any representation or warranty regarding the suitability of the part described herein for any particular purpose, and Fairview Microwave does not assume any liability arising out of the use of any part or documentation.





| STANDARD TOLERANCES |        |
|---------------------|--------|
| .X                  | ±0.2   |
| .XX                 | ±0.01  |
| .XXX                | ±0.005 |

\*STANDARD TOLERANCES APPLY ONLY TO DIMENSIONS IN INCHES

|  |        |   |        |                    |     |      |   |      |
|--|--------|---|--------|--------------------|-----|------|---|------|
| <b>FAIRVIEW MICROWAVE INC.</b><br>ALLEN, TX 75013 WWW.FAIRVIEWMICROWAVE.COM                                    |        | NOTES:<br>1. UNLESS OTHERWISE SPECIFIED ALL DIMENSIONS ARE NOMINAL.<br>2. ALL SPECIFICATIONS ARE SUBJECT TO CHANGE WITHOUT NOTICE AT ANY TIME.<br>3. DIMENSIONS ARE IN INCHES [mm]. |        |                    |     |      |   |      |
| TITLE<br>HN Male Connector Clamp/Solder Attachment For<br>RG214, RG213, RG393, RG8, RG225, RG215, RG9<br>Cable |        | DWG NO<br>SC4821  |        | CAGE CODE<br>3FKR5 |     |      |   |      |
| CAD FILE   | 091517 | SHEET   | 1 OF 1 | SCALE              | N/A | SIZE | A | 7361 |