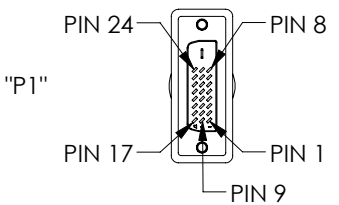


8 7 6 5 4 3 2 1

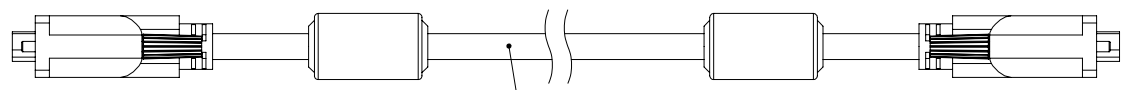
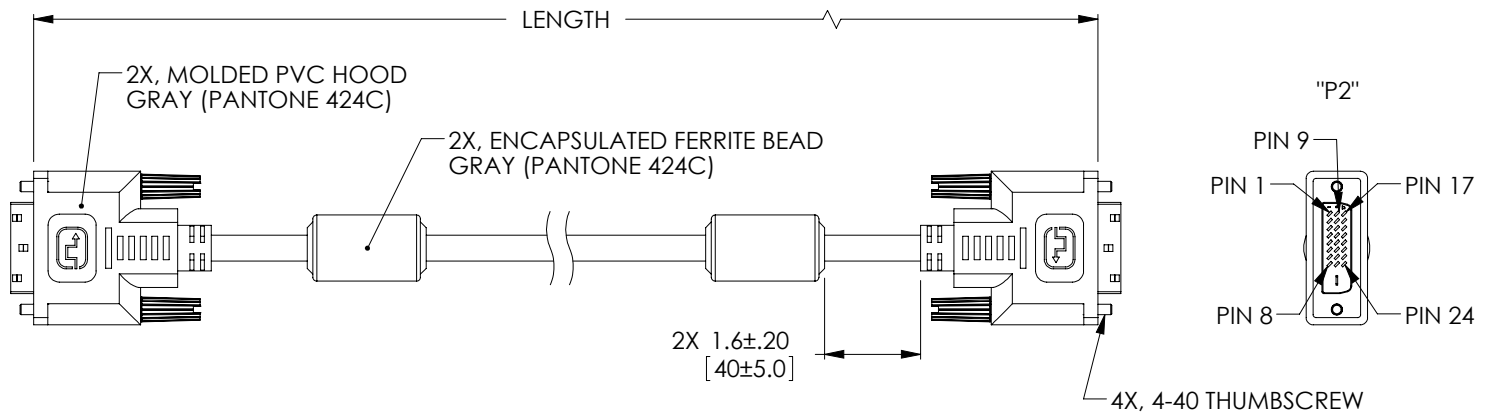
THE INFORMATION CONTAINED IN THIS DRAWING IS THE SOLE PROPERTY OF L-COM, INC. ANY REPRODUCTION IN PART OR WHOLE WITHOUT THE WRITTEN PERMISSION OF L-COM, INC. IS PROHIBITED.

REVISIONS			
REV	DESCRIPTION	DATE	APPROVED
A	INITIAL RELEASE	4/16/12	D.GRIFFIN

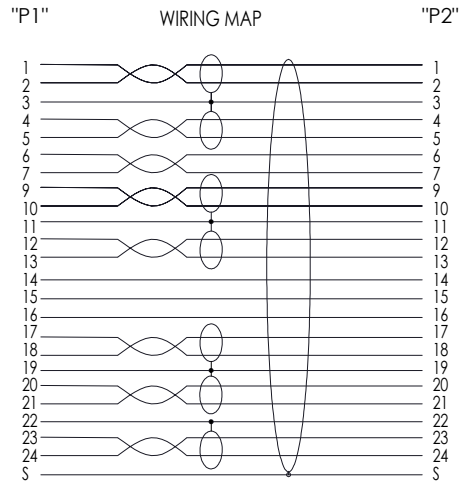
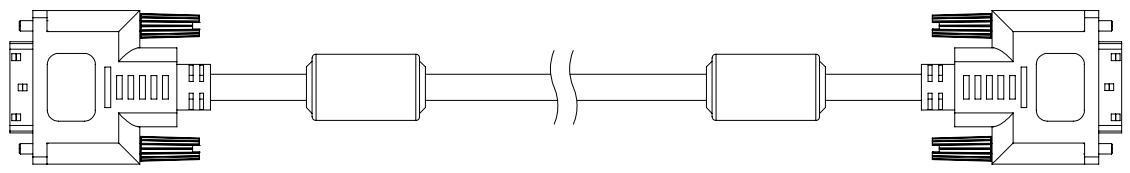
MODEL NUMBER	LENGTH	
	FEET	METERS
CGDVI-DL-MM-1	1.0	[.31]
CGDVI-DL-MM-3	3.0	[.92]
CGDVI-DL-MM-5	5.0	[1.52]
CGDVI-DL-MM-10	10.0	[3.05]
CGDVI-DL-MM-15	15.0	[4.57]



2X, MALE DVI-D DUAL LINK CONNECTOR



UL STYLE 20276,
(7) 28AWG INDIVIDUALLY SHIELDED TWISTED PAIR
(1) 28AWG UNSHIELDED TWISTED PAIR
(3) 28 AWG CONDUCTORS, OVERALL ALUMINIZED POLYESTER FILM SHIELD PLUS TINNED COPPER BRAID SHIELD.
PVC OUTER JACKET: GRAY (PANTONE 424C)



- NOTES:**
1. CABLE ASSEMBLIES SHALL BE TESTED FOR CONTINUITY.
 2. CABLE ASSEMBLIES SHALL BE INDIVIDUALLY PACKAGED IN A CLEAR POLYBAG AND LABELED PER LSP-010
 3. DUST COVERS INSTALLED FOR SHIPPING (NOT SHOWN).

RoHS Compliant ✓

UNLESS OTHERWISE SPECIFIED, DIMENSIONS ARE IN INCHES [mm] OVERALL CABLE LENGTH TOLERANCE: ≤12 [305] = +1 [25] / -0 >12 [305] ≤60 [1524] = +2 [51] / -0 >60 [1524] ≤120 [3048] = +4 [102] / -0 >120 [3048] ≤300 [7620] = +6 [152] / -0 >300 [7620] = +3% / -0%	APPROVALS	DATE		45 BEECHWOOD DRIVE NORTH ANDOVER, MA 01845
	DRAWN BY D. DESJARDIN	4/13/12		CATEGORY
ALL OTHER DIMENSIONAL TOLERANCES: .X = ±.2 .XX = ±.02 .XXX = ±.005	CHECKED BY R. SCOTT	4/16/12	PRODUCT DESCRIPTION	
PROJECTION	APPROVED BY S. SMITH	4/16/12	CA DVI-D M/M DUAL LNK	
	CONFIGURATION DETAILS OF UNDIMENSIONED FEATURES MAY VARY	COLOR VARIATIONS MAY OCCUR	SIZE A	FSCM NO. 43321
			DWG. NO. CGDVI-DL-MM	REV. A
			SCALE: NONE	CAD FILE: CGDVI-DL-MM.SLDDRW
				SHEET 1 OF 1