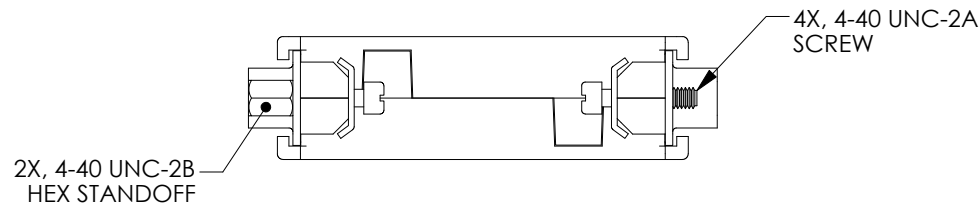
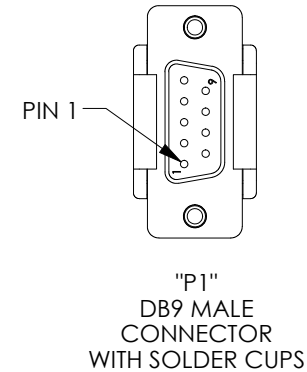
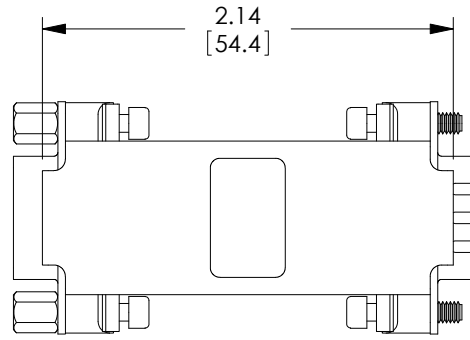
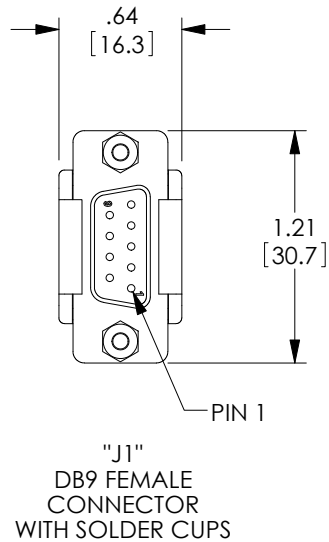


THE INFORMATION CONTAINED IN THIS DRAWING IS THE SOLE PROPERTY OF L-COM, INC. ANY REPRODUCTION IN PART OR WHOLE WITHOUT THE WRITTEN PERMISSION OF L-COM, INC. IS PROHIBITED.

REVISIONS			
REV	DESCRIPTION	DATE	APPROVED
A	INITIAL RELEASE	6/10/10	D.FRISIELLO



#### NOTES:

- ENCLOSURE IS METALIZED CONDUCTIVE CHROME PLATED INSIDE AND OUTSIDE.
- COVER HALVES SNAP TOGETHER TO RETAIN CONNECTORS AND CAPTIVE HARDWARE.
- COMPONENT ASSEMBLY SHALL BE INDIVIDUALLY PACKAGED IN ACCORDANCE WITH L-COM SPECIFICATION PS-0031.
- ALL DIMENSIONS ARE FOR REFERENCE ONLY.
- COMPONENT ASSEMBLY IS SHIPPED UN-ASSEMBLED.
- JUMPER WIRES ARE SUPPLIED SEPERATELY.

RoHS Compliant ✓

UNLESS OTHERWISE SPECIFIED, DIMENSIONS ARE IN INCHES [mm] OVERALL CABLE LENGTH TOLERANCE: ≤12 [305] = +1 [25] / -0 >12 [305] ≤60 [1524] = +2 [51] / -0 >60 [1524] ≤120 [3048] = +4 [102] / -0 >120 [3048] ≤300 [7620] = +6 [152] / -0 >300 [7620] = +5% / -0%  ALL OTHER DIMENSIONAL TOLERANCES: .X = ±.2 .XX = ±.02 .XXX = ±.005  PROJECTION 	APPROVALS	DATE	 45 BEECHWOOD DRIVE NORTH ANDOVER, MA 01845	
	DRAWN BY D.FRISIELLO	6/10/10		
	CHECKED BY C.BRAN	6/10/10	CATEGORY DATA	
	APPROVED BY S.SMITH	6/10/10	PRODUCT DESCRIPTION METALIZED DIY KIT DB9 M/F	
CONFIGURATION DETAILS OF UNDIMENSIONED FEATURES MAY VARY		SIZE A	FSCM NO. 43321	DWG. NO. DIY9CMF
COLOR VARIATIONS MAY OCCUR		SCALE: NONE	CAD FILE: DIY9CMF.SLDDRW	REV. A
		SHEET 1 OF 1		