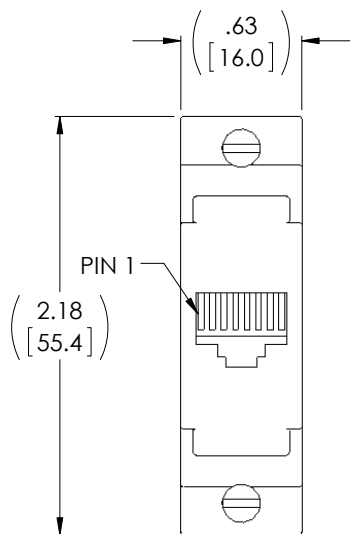
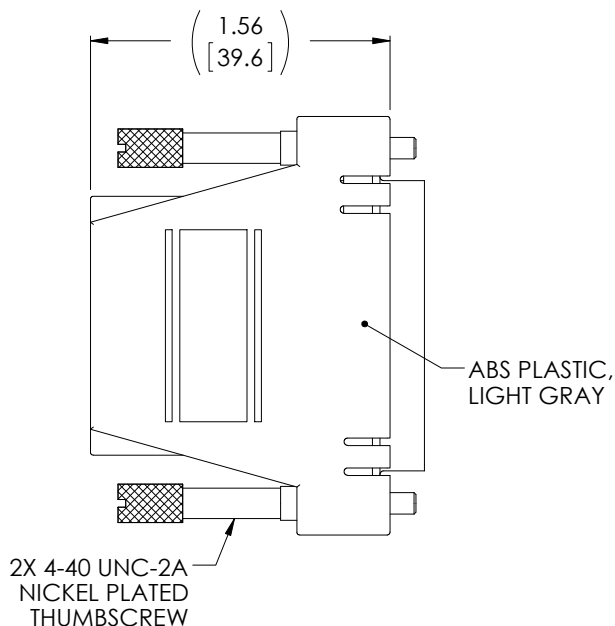


THE INFORMATION CONTAINED IN THIS DRAWING IS THE SOLE PROPERTY OF L-COM, INC. ANY REPRODUCTION IN PART OR WHOLE WITHOUT THE WRITTEN PERMISSION OF L-COM, INC. IS PROHIBITED.

| REVISIONS | | | |
|-----------|-----------------------------|---------|--------------|
| REV | DESCRIPTION | DATE | APPROVED |
| A | DRAWING REPLACES RA258F-OD1 | 6/24/14 | D. DESJARDIN |
| | | | |
| | | | |

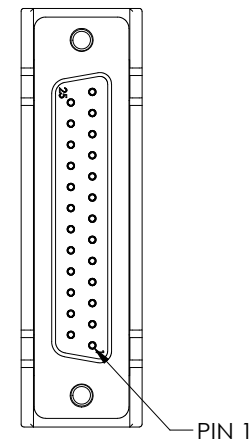


"J1"
RJ45 MODULAR JACK
(8P8C)



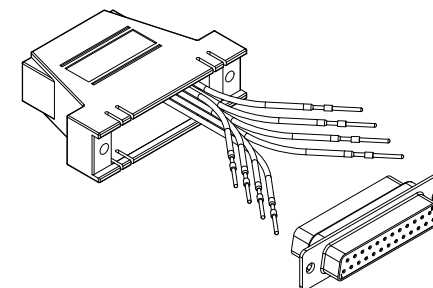
2X 4-40 UNC-2A
NICKEL PLATED
THUMBSCREW

ABS PLASTIC,
LIGHT GRAY



"J2"
25 PIN FEMALE
D-SUB CONNECTOR

| WIRING MAP | |
|------------|------------|
| RJ45 JACK | WIRE COLOR |
| PIN 1 | BLUE |
| PIN 2 | ORANGE |
| PIN 3 | BLACK |
| PIN 4 | RED |
| PIN 5 | GREEN |
| PIN 6 | YELLOW |
| PIN 7 | BROWN |
| PIN 8 | WHITE |



KIT AS SUPPLIED

NOTES:

1. COMPONENT SHALL BE INDIVIDUALLY PACKAGED IN ACCORDANCE WITH L-COM SPECIFICATION PS-0031.

REGULATORY COMPLIANCE:
CE2011/65/EU (RoHS DIRECTIVE)

| | | | | | |
|--|---|--|--|---|--------------------------|
| UNLESS OTHERWISE SPECIFIED, DIMENSIONS ARE IN INCHES [mm] OVERALL CABLE LENGTH TOLERANCE: ≤12 [305] = +1 [25] / -0 >12 [305] ≤60 [1524] = +2 [51] / -0 >60 [1524] ≤120 [3048] = +4 [102] / -0 >120 [3048] ≤300 [7620] = +6 [152] / -0 >300 [7620] = +5% / -0% ALL OTHER DIMENSIONAL TOLERANCES: .X = ±.2 [5.08] .XX = ±.02 [1.51] .XXX = ±.005 [1.13] | APPROVALS DRAWN BY MCCORMICK CHECKED BY DFP APPROVED BY R.CARRICK | DATE 01/18/01 01/18/01 01/18/01 | 45 BEECHWOOD DRIVE NORTH ANDOVER, MA 01845 | | |
| | CONFIGURATION DETAILS OF UNDIMENSIONED FEATURES MAY VARY | | | CATEGORY TELECOM/MODULAR | |
| | COLOR VARIATIONS MAY OCCUR | | | PRODUCT DESCRIPTION ADAPTOR KIT, DB25F/RJ45 JACK | |
| | PROJECTION | SCALE: NONE CAD FILE: RA258F.SLDDRW | | SIZE A | FSCM NO. 43321 |
| RA258F-OD1 | | SHEET 1 OF 1 | | | |