


6 mm Square Dustproof Ceramic Trimmer Potentiometers
(Cermet, Radial Taping)

Type: **EVMAAS/EVMAES**
(Radial Taping)
EVMAAG/EVMAEG/EVMAHG/EVMAJG/EVMASG
(Bulk)



■ Features

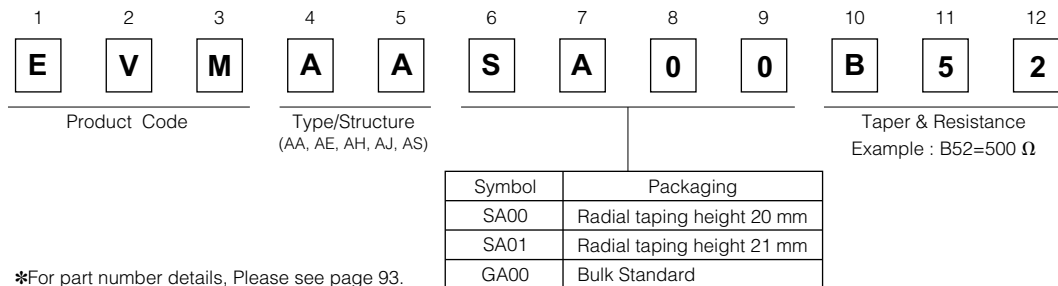
- High reliability due to cermet element
- Excellent automatic insertion due to strong lead terminals
- Available for automatic adjustment due to slot & taper shape suitable for screwdriver
- Dustproof type with electrically activated wiper enclosed in an insulated rotor cap
- Conforms to JIS C5260-1:1999

■ Recommended Applications

- Audio/visual, office, and communication equipment
- General electronic equipment

RoHS compliant

■ Explanation of Part Numbers



■ Specifications

	EVMAA□/EVMAHG/EVMAJG/EVMASG	EVMAE□ (Low Resistor Value)
Total Resistance Value	100 Ω to 1 MΩ	10 Ω to 500 Ω
Resistance Tolerance	±25 %	
Power Rating	0.3 W	0.5 W
Limiting Element Voltage	100 V	$\sqrt{P \cdot R}$
Rotation Torque	2 to 30 mN·m	
Stopper Strength	50 mN·m min.	
Temperature Coefficient of Resistance	±200 × 10 ⁻⁶ /°C	· 10 Ω ≤ R ≤ 20 Ω ±200 × 10 ⁻⁶ /°C · 20 Ω < R ≤ 200 Ω ±150 × 10 ⁻⁶ /°C · 200 Ω < R ≤ 500 Ω ±100 × 10 ⁻⁶ /°C

■ Minimum Quantity/Packing Unit

Part Number	Radial taping		Bulk	
	Quantity per Box	Packaging quantity	Quantity per pack	Packaging quantity
EVMAAS EVMAES	1000	10000	—	—
EVMAAG EVMAHG EVMAJG EVMASG	—	—	200	2000
EVMAEG	—	—	600	3000


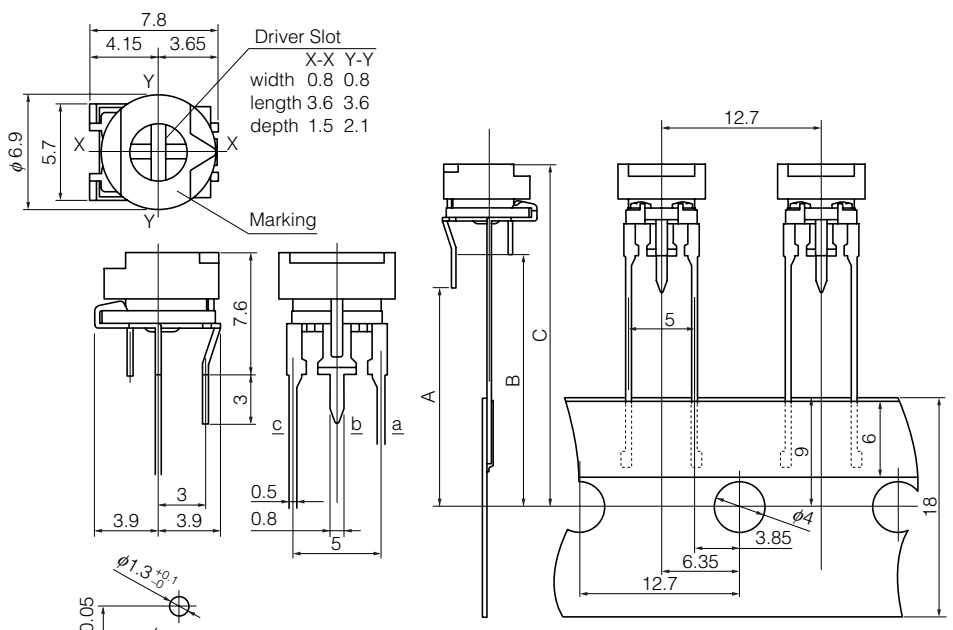
Design and specifications are each subject to change without notice. Ask factory for the current technical specifications before purchase and/or use. Should a safety concern arise regarding this product, please be sure to contact us immediately.

■ Dimensions in mm (not to scale)

● Radial tapering

● 3-terminal, Top-adjust, Cross Slots EVMAAS/EVMAES

No. 1

Driver Slot
X-X Y-Y
width 0.8 0.8
length 3.6 3.6
depth 1.5 2.1

Marking

(Recommended PWB Piercing Plan)

(Circuit diagram)


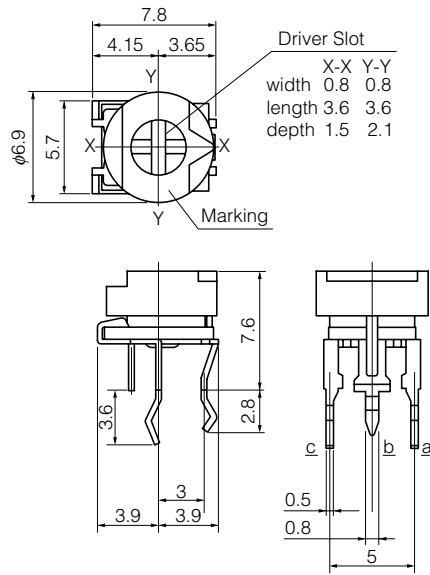
	A	B	C
A00	17	20	27.6
A01	18	21	28.6

Mass (Weight) : 420 mg/pc.

● Bulk

● 3-terminal, Top-adjust, Cross Slots EVMAAG/EVMAEG

No. 2

Driver Slot
X-X Y-Y
width 0.8 0.8
length 3.6 3.6
depth 1.5 2.1

Marking

(Recommended PWB Piercing Plan)

(Circuit diagram)


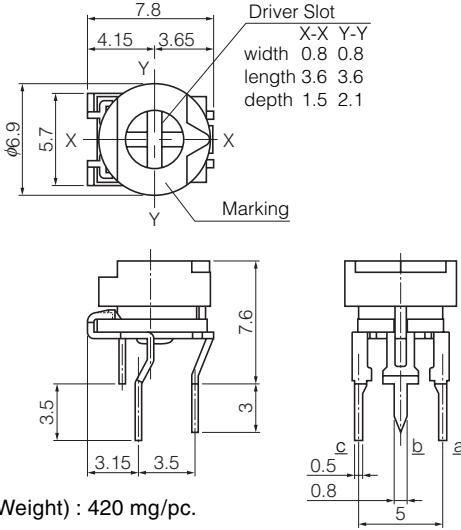
Mass (Weight) : 420 mg/pc.

■ Dimensions in mm (not to scale)

● Bulk

● 3-terminal, Top-adjust, Cross Slots EVMAHG

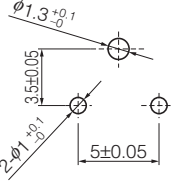
No. 3

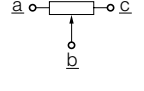
Driver Slot
X-X Y-Y
width 0.8 0.8
length 3.6 3.6
depth 1.5 2.1

Marking

(Recommended PWB Piercing Plan)




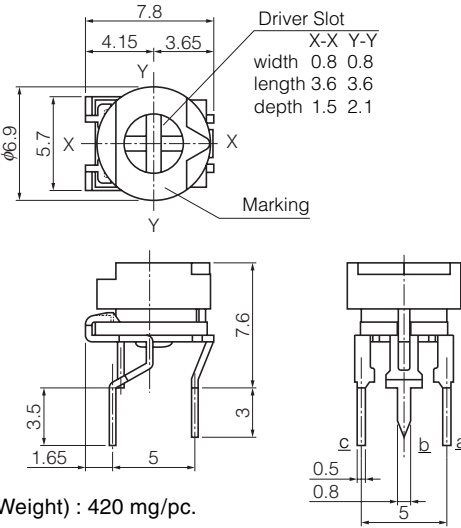
(Circuit diagram)



Mass (Weight) : 420 mg/pc.

● 3-terminal, Top-adjust, Cross Slots EVMAJG

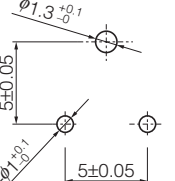
No. 4

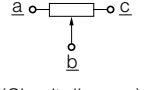
Driver Slot
X-X Y-Y
width 0.8 0.8
length 3.6 3.6
depth 1.5 2.1

Marking

(Recommended PWB Piercing Plan)




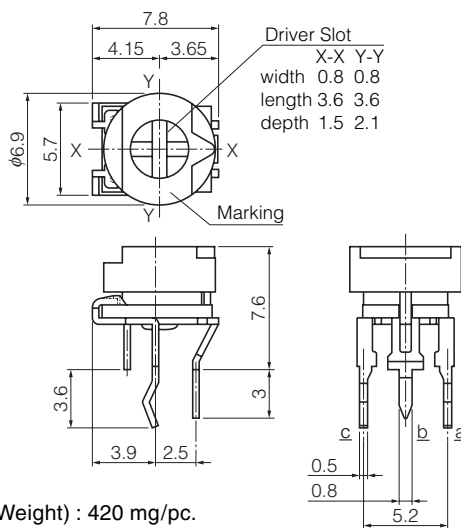
(Circuit diagram)



Mass (Weight) : 420 mg/pc.

● 3-terminal, Top-adjust, Cross Slots EVMASG

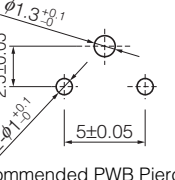
No. 5

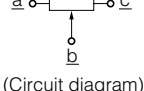
Driver Slot
X-X Y-Y
width 0.8 0.8
length 3.6 3.6
depth 1.5 2.1

Marking

(Recommended PWB Piercing Plan)



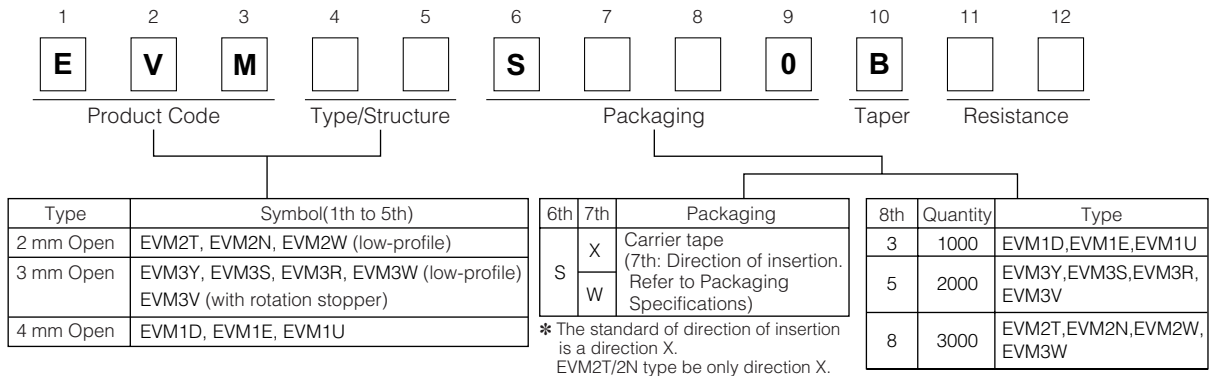
(Circuit diagram)



Mass (Weight) : 420 mg/pc.

■ Explanation of Part Numbers

● SMT Trimmer Potentiometers



● Ceramic Trimmer Potentiometers

