

Reversing load relay - ELR W3/ 9-400 - 2964173

Please be informed that the data shown in this PDF Document is generated from our Online Catalog. Please find the complete data in the user's documentation. Our General Terms of Use for Downloads are valid (<http://phoenixcontact.com/download>)




Electronic reversing load relay, for direct driving of equipment in the 3-phase network, with light indicator and protection circuit, output: 110-440 V AC/3 x 9 A

Why buy this product

- High switching frequency
- Noise and wear-free switching up to 500 V AC/9 A
- Protective circuit in input and output
- LEDs for forward and reverse running, operating voltage, and impermissible control



Key Commercial Data

Packing unit	1 pc
GTIN	 4 017918 099381
Weight per Piece (excluding packing)	651.12 g
Custom tariff number	85364900
Country of origin	Germany

Technical data

Note

Utilization restriction	EMC: class A product, see manufacturer's declaration in the download area
-------------------------	---

Dimensions

Width	62 mm
Height	84 mm
Depth	110 mm

Ambient conditions

Ambient temperature (operation)	-20 °C ... 60 °C
Ambient temperature (storage/transport)	-20 °C ... 70 °C
Degree of protection	IP20

Reversing load relay - ELR W3/ 9-400 - 2964173

Technical data

Input data

Input name	Device supply
Nominal supply voltage	24 V DC
Quiescent current	40 mA
Protective circuit	Protection against polarity reversal Polarity protection diode
	Surge protection
Operating voltage display	Green LED
Status display	Yellow LED
Indication	Red LED
Input name	Control input right/left
Nominal input voltage U_N	24 V DC
Input voltage range in reference to U_N	0.8 ... 1.25
Typical input current at U_N	7.5 mA
Switching threshold "0" signal in reference to U_N	> 0.8
Switching threshold "1" signal in reference to U_N	< 0.4
Reaction time in normal load operation	50 ms
Switch-over frequency	< 10 Hz (At $\cos \phi > 0.5$)
Maximum reversing frequency	10 Hz
Switchover time R_L/L_L (turn-on time)	20 ms

Output data

Output name	AC output
Nominal output voltage	400 V AC
Nominal output voltage range	110 V AC ... 440 V AC
Periodic peak reverse voltage	1000 V
Mains frequency	50 Hz
	60 Hz
Load current	9 A (see derating curve)
Leakage current	typ. 7 mA
Residual voltage	typ. 1.5 V
Surge current	230 A ($t_p = 10$ ms, at 25 °C)
Max. load value	265 A ² s
Type of protection	RC element
Protective circuit/component	RC element
Type of protection	Surge protection
Surge voltage protection	> 750 V

Connection data

Connection method	Screw connection
Stripping length	8 mm
Conductor cross section solid min.	0.2 mm ²
Conductor cross section solid max.	6 mm ²

Reversing load relay - ELR W3/ 9-400 - 2964173

Technical data

Connection data

Conductor cross section flexible min.	0.2 mm ²
Conductor cross section flexible max.	4 mm ²
Conductor cross section AWG min.	24
Conductor cross section AWG max.	10
Screw thread	M3

General

Test voltage input/output	2.5 kV
Mounting position	Vertical (horizontal DIN rail)
Assembly instructions	Can be aligned with > 20 mm spacing
Operating mode	100% operating factor
Designation	Air clearances and creepage distances between the power circuits
Standards/regulations	EN 50178
	Basic insulation
Designation	Power station requirements
	EMC regulations
Standards/regulations	EN 61000-6-2
	EN 61000-6-4
Reversing frequency	≤ 10 Hz (At cos φ = 0.5)

Classifications

eCl@ss

eCl@ss 4.0	27371102
eCl@ss 4.1	27371102
eCl@ss 5.0	27371601
eCl@ss 5.1	27371601
eCl@ss 6.0	27371601
eCl@ss 7.0	27371601
eCl@ss 8.0	27371601

ETIM

ETIM 2.0	EC000066
ETIM 3.0	EC000066
ETIM 4.0	EC000066
ETIM 5.0	EC002055

UNSPSC

UNSPSC 6.01	30211915
UNSPSC 7.0901	39121514
UNSPSC 11	39121514
UNSPSC 12.01	39121514

Reversing load relay - ELR W3/ 9-400 - 2964173

Classifications

UNSPSC

UNSPSC 13.2	39121514
-------------	----------

Approvals

Approvals

Approvals

EAC / EAC

Ex Approvals

Approvals submitted

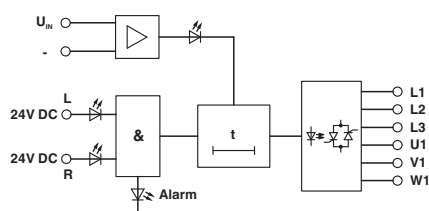
Approval details

EAC

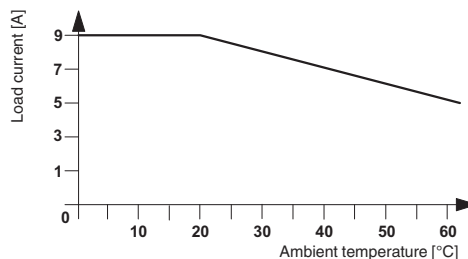
EAC

Drawings

Block diagram



Diagram



Diagram

