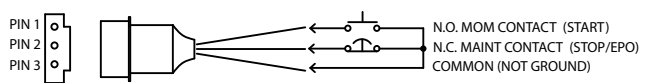
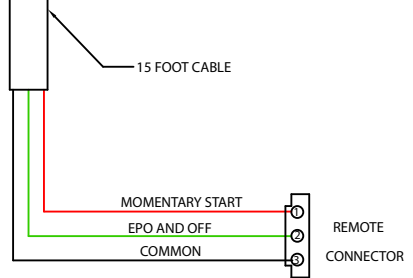
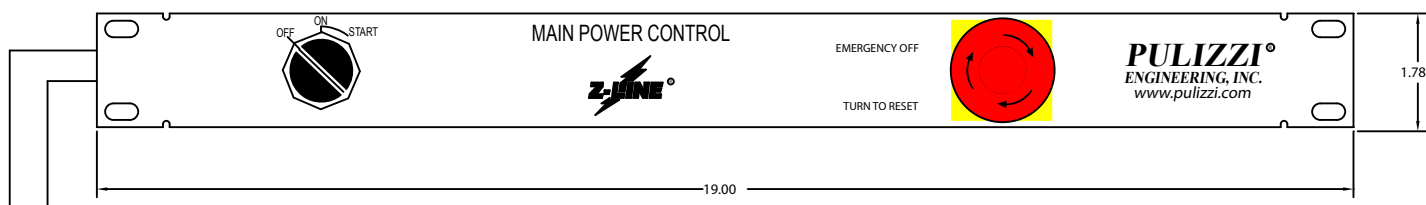
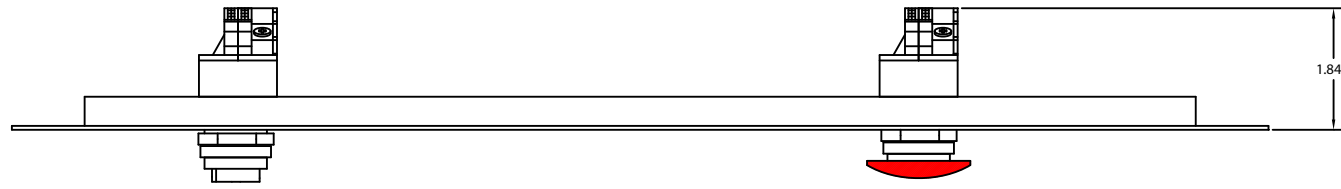


REV	REV. NO.	REVISION	DR	CK	AP	DATE
A		RELEASED	J.O.			22 SEPT 99
B	NONE	CHANGED BORDER	C.L.	J.O.		28 JULY 00
C	8011	UPDATE CHASSIS & TEXT	L.S.	J.O.		21 OCT 04
D	8309	UPDATE TO RoHS PRODUCT	L.S.	DK		09 MAY 05



1. RACK MOUNTED STEEL CHASSIS
19.00" WIDE FLUSH MOUNTING
1.72" HIGH
1.84" DEEP
2. FINISH:
GREY, LIGHT TEXTURE
PER FED STD 595, NO. 26559

SILK SCREEN:
TEXT IS BLACK
YELLOW BACKGROUND AROUND EPO BUTTON
3. EMERGENCY OFF SWITCH: RED MUSHROOM PUSHBUTTON SWITCH.
PUSH TO ACTIVATE EMERGENCY POWER OFF &
TURN KNOB CLOCKWISE TO RESET EPO
4. SELECTOR SWITCH: 1 SWITCH, 3-POSITION
"OFF" TURNS UNIT OFF AND HOLDS OFF
"ON" TURNS UNIT ON
"START" IS MOMENTARY AND STARTS UNIT
5. REMOTE CABLE: 22/3 CABLE, 15 FEET LONG WITH 3 PIN CONNECTOR.
6. RoHS COMPLIANT PRODUCT PER
DIRECTIVE 2002/95/EC WITH
APPLICABLE EXEMPTIONS

SALES APPROVAL

PULIZZI ENGINEERING INC. 3200 S. Susan Street, Santa Ana, CA 92704 (714) 540-4229 Fax (714) 641-9062		TITLE			
		ENGINEERING DIAGRAM FOR RCP100-GRY-LT ASSY 4012			
UNLESS OTHERWISE SPECIFIED DIMENSIONS ARE IN INCHES FRACTIONS DECIMALS ANGLES 1/162 0.000 0.057 XXX 0.010	DRAWN BY: JGDORRNE CHECKED BY: RCP_100_GRY_LT_4012D_ME/DVG	SCALE 1:1	SHEET 1	DATE RCP_100_GRY_LT_4012D_ME	REV D

THE INFORMATION AND DESIGN DISCLOSED HEREIN WAS ORIGINATED BY AND IS THE PROPERTY OF PULIZZI ENGINEERING INC. PULIZZI ENGINEERING INC. RESERVES ALL PATENT, PROPRIETARY, DESIGN, MANUFACTURING, REPRODUCTION, USE AND SALE RIGHTS THEREON, AND TO ANY ARTICLE DISCLOSED THEREIN, EXCEPT TO THE EXTENT RIGHTS ARE EXPRESSLY GRANTED TO OTHERS. THE FOREGOING DOES NOT APPLY TO VENDOR PROPRIETARY PARTS. COPYRIGHT 2002 P.E.I.