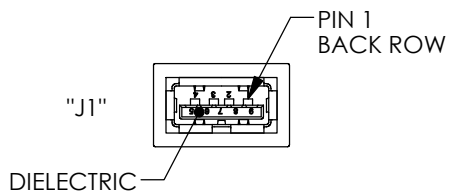
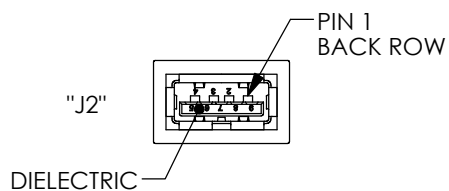
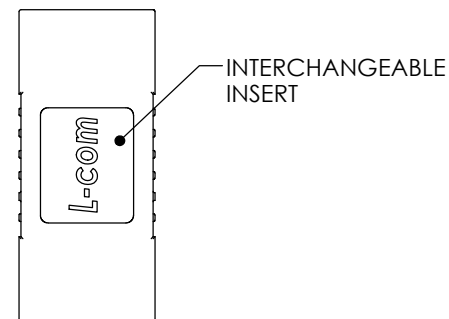
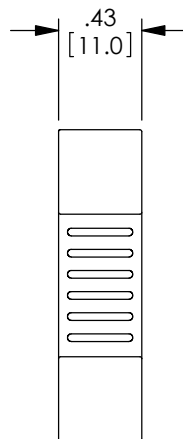
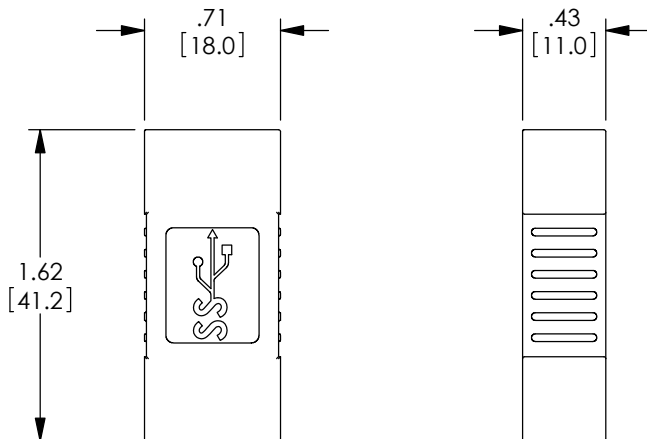


THE INFORMATION CONTAINED IN THIS DRAWING IS THE SOLE PROPERTY OF L-COM, INC. ANY REPRODUCTION IN PART OR WHOLE WITHOUT THE WRITTEN PERMISSION OF L-COM, INC. IS PROHIBITED.

REVISIONS			
REV	DESCRIPTION	DATE	APPROVED
A	INITIAL RELEASE	4/1/10	D.GRIFFIN
B	ECN 4905: CLARIFY PIN 1 AND ADD DIELECTRIC CALL OUT	7/14/10	D.FRISIELLO
C	ECN 7063: REMOVED 3.0 REQUIREMENTS NOTE. UPDATED FORMAT AND ROHS	9/16/13	D. DESJARDIN



WIRING MAP	
"J1"	"J2"
1	1
2	2
3	3
4	4
5	5
6	6
7	7
8	8
9	9
SHELL	SHELL



NOTES:

MATERIAL:
 HOUSING: PVC, BLUE (PANTONE 300C)
 INSULATOR: LCP (BLUE)
 CONTACTS: BRASS

FINISH:
 CONTACTS: GOLD PLATING OVER NICKEL PLATE
 SHELL: NICKEL SILVER PLATING

MISCELLANEOUS:
 ALL DIMENSIONS ARE FOR REFERENCE ONLY.
 COMPONENT SHALL BE TESTED FOR CONTINUITY.
 COMPONENT SHALL BE INDIVIDUALLY PACKAGED IN ACCORDANCE WITH L-COM SPECIFICATION PS-0031.

REGULATORY COMPLIANCE:
 ROHS, CE

UNLESS OTHERWISE SPECIFIED, DIMENSIONS ARE IN INCHES [mm] OVERALL CABLE LENGTH TOLERANCE: ≤12 [305] = +1 [25] / -0 >12 [305] ≤60 [1524] = +2 [51] / -0 >60 [1524] ≤120 [3048] = +4 [102] / -0 >120 [3048] ≤300 [7620] = +6 [152] / -0 >300 [7620] = +5% / -0% ALL OTHER DIMENSIONAL TOLERANCES: .X = ±.2 [5.08] .XX = ±.02 [1.51] .XXX = ±.005 [1.13]	APPROVALS DRAWN BY D.FRISIELLO CHECKED BY M.MARTINEZ APPROVED BY S.SMITH	DATE 3/25/10 3/25/10 3/25/10	L-com Global Connectivity 45 BEECHWOOD DRIVE NORTH ANDOVER, MA 01845
	CONFIGURATION DETAILS OF UNDIMENSIONED FEATURES MAY VARY	CATEGORY USB	PRODUCT DESCRIPTION ADPTR USB 3.0 TYPE A F/F
PROJECTION 	COLOR VARIATIONS MAY OCCUR	SIZE A	FSCM NO. 43321
		DWG. NO. UAD036FF	REV. C