






FX Series

SD Memory Card, Industrial SLC Model

■ **Product Outline**

FX series are SD/SDHC memory cards adopting built-in industrial type SLC NAND flash memory and is suitable for industrial applications where frequent writes are required. They are adequate for the applications, where large data load are written, such as security camera, factory automation, broadcast equipment and drive recorders. They are formatted complying with SD card specification.

■ **Product Specification** (specifications and appearances may be changed without notice.)

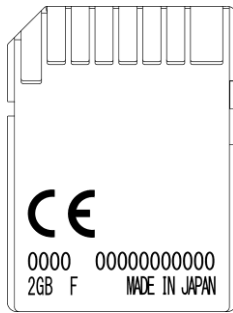
		512MB	2GB	4GB	8GB	16GB
Appearance						
Part Number		RP-SDFC51DA1	RP-SDF02GDA1	RP-SDF04GDA1	RP-SDF08GDA1	RP-SDF16GDA1
Capacity	Available user data area capacity *1)	495,190,016 byte	2,014,445,568 byte	3,955,195,904 byte	8,048,836,608 byte	16,194,174,976 byte
Compliant Specification	SD Physical Specification	Ver. 3.01				
	SD speed class	CLASS E		CLASS 10		
	UHS speed grade	---		1		
	Speed mode	Default Speed mode, High Speed mode		Default Speed mode, High Speed mode, UHS-I (SDR12, SDR25, DDR50, SDR50, SDR104)		
Backside mark	Control Code	R0B8	R2B9			
Read/Write Performance (up to)	Read	22MB/s (High Speed)		90MB/s (SDR104)	95MB/s (SDR104)	
	Write	20MB/s (High Speed)		40MB/s (SDR104)	80MB/s (SDR104)	
Absolute Maximum Ratings	Supply Voltage	Min : -0.3 V ; Max : +4.6 V				
	Input Voltage	Min : -0.3 V ; Max : VDD +0.3 V				
	Output Voltage	Min : -0.3 V ; Max : VDD +0.3 V				
	Output Current	Min : -24 mA ; Max : +24 mA				
Environmental Specification	Operating Temperature	-40 degree C to +85 degree C				
	Storage Temperature	-40 degree C to +85 degree C				
	Humidity	5 % RH to 95 % RH				
	Vibration	15 Gp-p				
	Shock	1,000 G				
	Mating Cycles	10,000 cycles				

*1) Free user area capacity after formatted.

Absolute Maximum Ratings are the values of limitation, which do not damage the card. So those values do not define the operational range.

Products comply with EU RoHS directives.

■ Laser Mark on the Back-side (example; 2GB)



“0000” Control Code (Defined as product parts combination)
“00YM00000000” Serial Number
Y Last digit of Manufacture year
M Manufacture month (January->A, February->B,)
“2GB” Card Capacity
“F” Series name
“MADE IN JAPAN” Country of origin

■ System Reliability

- Powerful error detect and corrective function
- Static wear leveling
- Data recovery at power failure in writing
- Automatic refresh function to prevent uncorrectable error
- Bad block management

■ Notice and Caution

If you think about the usage for which special quality or reliability of the products is needed and failure or malfunction of the products may directly threaten life or injury for the special usage (aeronautic or cosmic usage, military usage, combustion machine, life support applications or safety applications), please counsel with our contacts in advance.

Write frequency and storage temperature will affect data retention time. Please make a backup for important data.

■ Warranty

If the product cannot be used because of failure which is determined as defect in design or production of the product, it is replaced by same product or equivalent one within 12 months from the delivery date of product.