

## Type TLR Series

### Key Features

- Up to 3 Watt at 80°C
- Supplied on Tape
- Ideal for Current Detection
- 12:06, 20:10 and 25:12 Packages Available

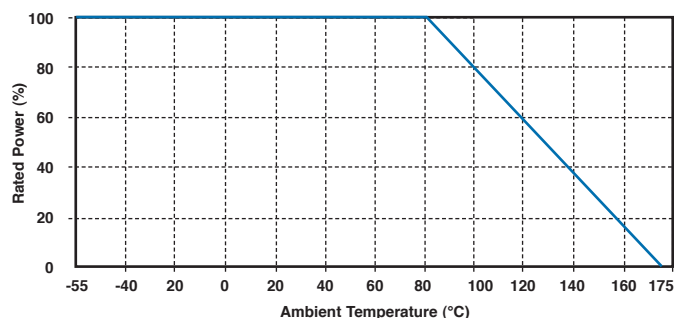


TE Connectivity (TE) is pleased to offer this unique High Power, metal chip resistor for current sensing positions. It has a special metal resistive element and suitable barrier layers beneath the solder to prolong terminal life. Following the developments by semiconductor manufacturers in the production of a range of IC's for battery charge management and low voltage power supplies, the TLR Series satisfies the demand for a low ohmic shunt resistor to act as a current sensor. It has particular applications in the automotive industry for sensing in EMU's.

### Characteristics - Electrical

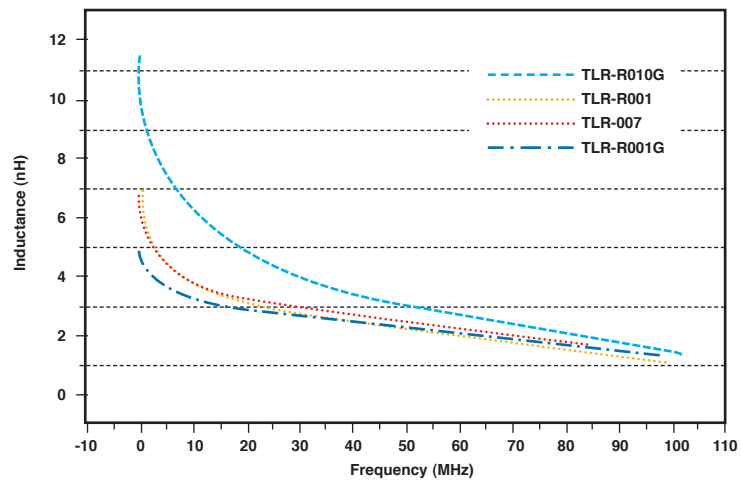
	1206	2010	2512
<b>Resistance Value Range:</b>	R001 - R01	R001 - R01	R0005 - R015
<b>Resistance Tolerance:</b>		±1% ±3% ±5%	
<b>Power Rating:</b>	1.0 Watt	1.0 / 1.5 Watts	1.0 / 2.0 / 2.5 / 3.0 Watts
<b>Operating Temperature:</b>		-55°C to +170°C	
<b>Inductance:</b>		See below chart	
<b>T.C.R.</b>		See below chart	

### Power Derating Curve

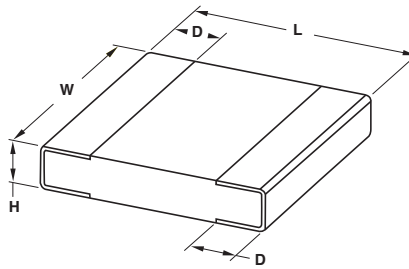


## Type TLR Series

### Inductance Test



### Dimensions



Type	L	W	H	D	Reel Qty
TLR2B	3.2	1.6	0.6	0.5	2000
TLR2H	5.1	2.5	0.6	0.5	2000
TLR3A	6.4	3.2	0.6	0.8	2000

### Standard Electrical Specifications

Size	Power Rating (W)	Value Range (mΩ)	TCR (ppm/°C)	Resistance Tolerance (±%)
1206	1.0	1.0 - 10	50	1,3,5
		0.5 - 2.0	50	
		11 - 15		
2512	1.0	6.0 - 7.0	75	1,3,5
		4.0 - 5.0	100	
		2.5 - 3.0, 10	150	

## Type TLR Series

### High Power Rating Electrical Specifications

Size	Power Rating (W)	Value Range (mΩ)	TCR (ppm/°C)	Resistance Tolerance (±%)
2010	1.5	1.0 - 10	50	1,3,5
	2.0	0.5 - 10	50	
	2.5	4.0 - 6.0	50	
2512	3.0	0.5 - 0.75	100	1,3,5
		1.0 - 3.0	50	

### Resistance codes example - 3 Marking

Resistance	0.5mΩ	0.75mΩ
Codes	M50	M75

### Resistance codes example - 4 Marking

Resistance	1mΩ	1.5mΩ	2mΩ	7mΩ	10mΩ
Codes	R001	1M50	R002	R007	R010

### How to Order

TLR	2B	10	D	R022	J	TDG
Common Part	Dimensions	*Power Rating	**TCR	Resistance Code	Tolerance	Packaging
TLR - Ultra Low Ohm Metal Strip Chip Resistor	2B - 1206 2H - 2010 3A - 2512	1.0 - 10 1.5 - 15 2.0 - 20 2.5 - 25 3.0 - 30	D - ±50 PPM/°C W - ±75 PPM/°C E - ±100 PPM/°C K - ±150 PPM/°C	R0005 - 0.0005Ω R00075 - 0.00075Ω R0015 - 0.0015Ω R002 - 0.002Ω R022 - 0.022Ω	J - ±5% H - ±3% F - ±1%	TDG - 2000 / Reel

\* See above chart for Power rating availability per case size

\*\* See above chart for TCR availability per Ohmic Value