

040 Series (Mark II)

METRIC

Product Facts

- Small yet durable wire-to-wire and wire-to-board connectors
- High-density wiring connectors with contacts on 2.5 [.098] centers
- Contacts have no lance to tangle with one another
- Easy to handle
- Consist of plug housing, receptacle contacts and board-mount cap housing (vertical mounting or horizontal mounting)
- Receptacle contacts for wire termination have a spring encased in a box-shaped enclosure for protection against damage
- Plug housing is loaded with a two-piece double-lock plate to facilitate the loading of contacts; the plate helps prevent contacts from being loaded halfway
- Board-mount cap housing assembly is available in two styles: horizontal and vertical, both preloaded with posted tab contacts

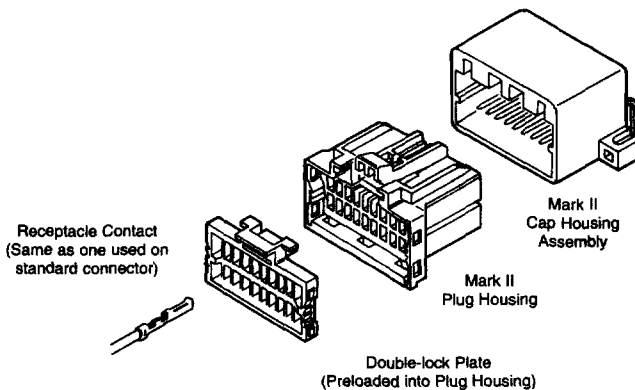


AMP 040 Series MULTILOCK Connectors (Mark II) are small yet durable, easy-to-handle wire-to-board connectors.

The plug housing for wire termination has an integral two-piece type double-lock plate which helps prevent contacts from being loaded halfway and

provides post-loading connector stability. As with the standard type, these connectors are of housing lance design and consequently, there is no possibility of contact lances becoming tangled with one another.

Connector Components



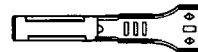
METRIC

040 Series (Mark II) (Continued)

Receptacle Contacts (For Plug Housing)



Part No. 175180



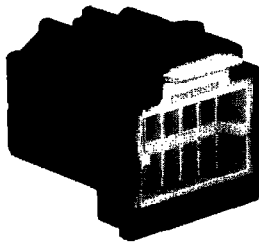
Part No. 173681 (Strip)
Part No. 175062 (LP)

Wire Range		Wire Ins. Diameter	Finish	Part No. of Receptacle Contact		Hand Tool Part No.
AWG	mm ²			Strip Form	Loose Piece	
24-20	0.2-0.56	1.1-1.4	Pre-Tinned	175180-1	—	—
		.043-.055	Sel. Gold	175180-2	—	—
		1.4-2.0	Pre-Tinned	173681-1 ¹	175062-1	911738-1
		.055-.079	Sel. Gold	173681-2	175062-2	58522-1

Extraction Tool Part No. 755430-1

¹US produced product, available upon request.

Plug Housings (Wire-to-Wire)



Note: 12 Pos. Housing Dim. (Typ.)—18.10 [.713] L x 23.00 [.906] W x 18.00 [.709] H

No. of Positions	Housing Color	Plug Housing Part No.
8	Black	175964-2
12	Black	175965-2
16	Black	175966-2
20	Black	175967-2

Note: For possible additional housing color variations, please check customer drawing.

Cap Housing Assemblies Vertical Mount Type (For Pc Board Applications)



Note: 36 Housing Dim. (Typ.)—61.00 [2.40] L x 16.90 [.665] W x 20.70 [.815] H

No. of Positions	Housing Color	Cap Housing Assembly Part No.	Mating Plug Housing No. of Pos.
36	Black	175977-2	16, 20

Note: For possible additional plating and housing color variations, please check customer drawing.

Cap Housing Assemblies Horizontal Mount Type (For Pc Board Applications)



Note: 12 Pos. Housing Dim. (Typ.)—30.00 [1.18] L x 22.50 [.886] W x 16.90 [.665] H

No. of Positions	Housing Color	Cap Housing Assembly Part No.	Mating Housing No. of Pos.
8	Black	175973-2 ¹	8
12	Black	175974-2	12
16	Black	175615-2	16
20	Black	175975-2	20
28	Black	175976-2 ¹	12, 16
36	Black	174912-2 ¹	16, 20

¹US produced product, available upon request.

Notes: 1. For possible additional plating and housing color variations, please check customer drawing.
2. Selectively loaded gold/tin caps available upon request.