THIS DRAWING IS A CONTROLLED DOCUMENT. FOR TYCO ELECTRONICS CORPORATION IT IS SUBJECT TO CHANGE AND THE CONTROLLING ENGINEERING ORGANIZATION SHOULD BE CONTACTED FOR THE LATEST REVISION.
DIESES ZEICHNUNGSDOKUMENT WIRD DURCH AMP INCORPORATED KONTROLLIERT. ANDERUNGEN, DIE DEM TECHNIZIEN FORTSCHRITT DIENEN, SIND VORBEHALTEN. DEN ANSCHLUSSTECHNIKEN VORBEHALTENE ZEICHNUNGEN AUSGENOMMEN.
RELEASED FOR PUBLICATION 24-JUL- 2001
FREI ZUR VEROEFFENTLICHUNG
ALL RIGHTS RESERVED.
ALLE RECHTE VORBEHALTEN.
© COPYRIGHT 2001 BY TYCO ELECTRONICS CORPORATION.
CREATED WITH PATRAN 201

LOC	DIST
A1	–

PROJEKT NR.: EGLPC01017

REVISIONS
ÄNDERUNGEN

P	LTR	DESCRIPTION BESCHREIBUNG	DATE	DWN	APVD
	A1	EG00-1033-01	02APR2001	NG	GF

MALE PLUG SIDE
BUCHSENSEITE

3 WAY
3 POLIG

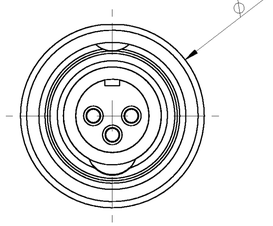

5 WAY
5 POLIG

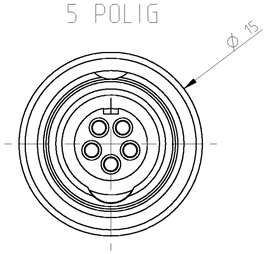

FEMALE PLUG SIDE
STIFTSEITE

3 WAY
3 POLIG

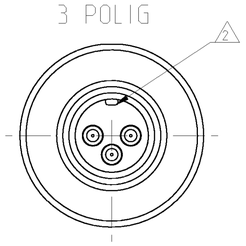

5 WAY
5 POLIG

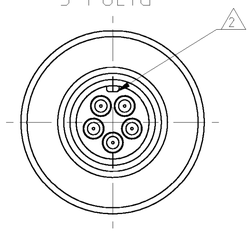

5 WAY / 5 POLIG

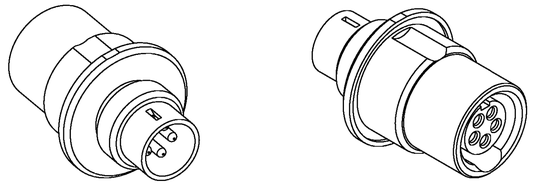

3 WAY / 3 POLIG

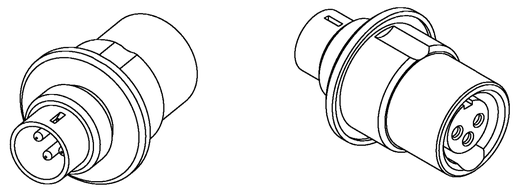

MOUNTING HOLE DIMENSION
LOCHBILD FUER MONTAGE

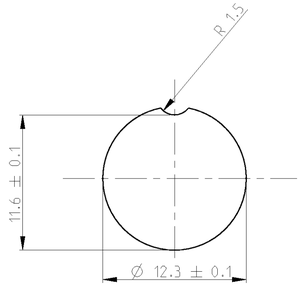

PIN-SIDE / STIFTSEITE	4
SOCKET-SIDE / BUCHSENSEITE	3
CODING / KODIERUNG	2
PANEL THICKNESS / PANELDICKE: MAX. 2.5 mm	1
MATERIAL / MATERIAL: PBT, UL-94 V0 SHELL MATERIAL / GEHAEUSEMATERIAL: CUZN PLATING / BESCHICHTUNG: TRIBOR 4 µm	
CONTACT RESISTANCE / KONTAKTWIDERSTAND: =>5 mΩ	
RATED CURRENT PER CONTACT / NENNSTROM PRO KONTAKT: 3 A	
SHELL PROTECTION CLASS / SCHUTZKLASSE:IP 65 / DIN 40050	
TEST VOLTAGE / PRUEFSPANNUNG: 500 VAC	
OPERATING VOLTAGE / BETRIEBSSPANNUNG: 60 VAC	
OPERATING TEMPERATURE: -40°C TO +80°C / ARBEITSTEMPERATUR: -40°C BIS +80°C	
MATING CYCLES / STECKZYKLEN: 500 MAX.	
TECHNICAL DATA TECHNISCHE DATEN	

SECTION A-A

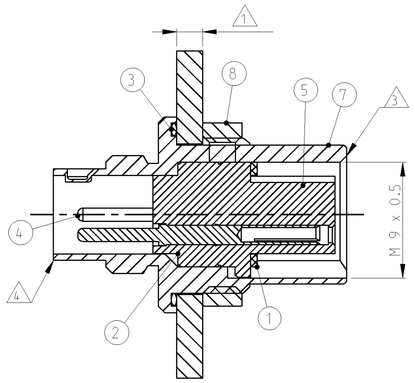

SECTION A-A

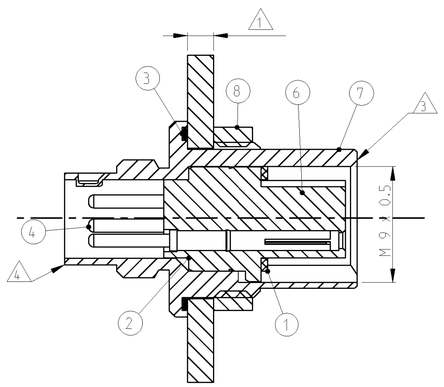

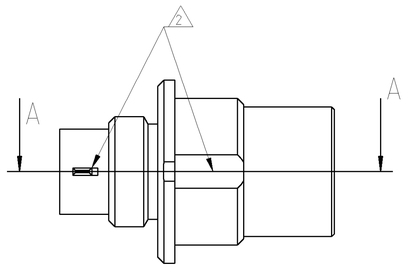

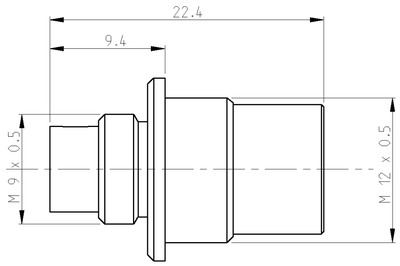

TYCO-NO. / TYCO NR.			
1-1437720-4	1-1437720-3		
1	1	NUT / MUTTER	8
1	1	SCREWING TUBE / GEWINDEHUELSE	7
1		CONTACT CARRIER 5 WAY / KONTAKTTRAEGER 5 POLIG	6
	1	CONTACT CARRIER 3 WAY / KONTAKTTRAEGER 3 POLIG	5
5	3	CONTACT / KONTAKT	4
1	1	SEAL / DICHTUNG	3
1	1	SEAL / DICHTUNG	2
1	1	SEAL / DICHTUNG	1
-	-	REVISION OF EACH ASSY NO. (WHEN BLANK, USE DWG REV.)	
QTY REQD PER ASSY		DESCRIPTION / BESCHREIBUNG	ITEM-NO. TEIL-NR.
T01-0590-PS05	T01-0590-PS03	PARTS LIST / TEILE LISTE	
CATALOG-NO.	CATALOG-NO.		

DIMENSIONS: MASSEINHEITEN: mm

TOLERANCES UNLESS OTHERWISE SPECIFIED: ALLGEMEINTOLERANZEN
0 PLC ±0.3
1 PLC ±
2 PLC ±
3 PLC ±
4 PLC ±
ANGLES/WINKEL ±1°

MATERIAL – –

FINISH/OBERFLAECHE/FARBE – –

DWN	N.GEISTER	02APR2001
CHK	H.SCHERER	02APR2001
APVD	G.FELDMEIER	02APR2001

PRODUCT SPEC PRODUKTSPEZ. –

APPLICATION SPEC VERARBEITUNGSSPEZ. –

WEIGHT GEWICHT –

tyco Electronics

tyco Electronics AMP GmbH
D - 64625 Bensheim

NAME
T01 GENDER CHANGER PANEL MOUNT 3, 5 POS.
T01 ADAPTER BUCHSE-STIFT 3, 5 POL.

SIZE	CAGE CODE	DRAWING NO ZEICHNUNGS-NR.	RESTRICTED TO NUR FUER
A1	00779	C-1-1437720-3	–

CUSTOMER DRAWING /KUNDENZEICHNUNG

SCALE MASSSTAB – | SHEET BLATT 1 OF VON 1 | REV A1

AMP 4805 REV 31MAR2000

Pro/ENGINEER DRAWING