



■ Features :

- Universal AC input / Full range
- No load power consumption < 0.3W
- ErP step2 compliant
- NRCan compliant
- Meet EISA 2007 (Energy Independence and Security Act)
- 2 pole USA plug
- Class II power (without earth pin)
- Protections: Short circuit / Overload / Over voltage
- Fully enclosed plastic case
- Approvals: UL / CUL / BSMI / CB / FCC
- Pass LPS
- 2 years warranty

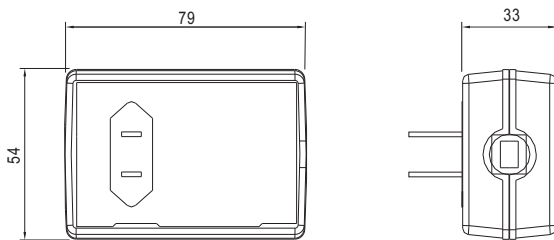
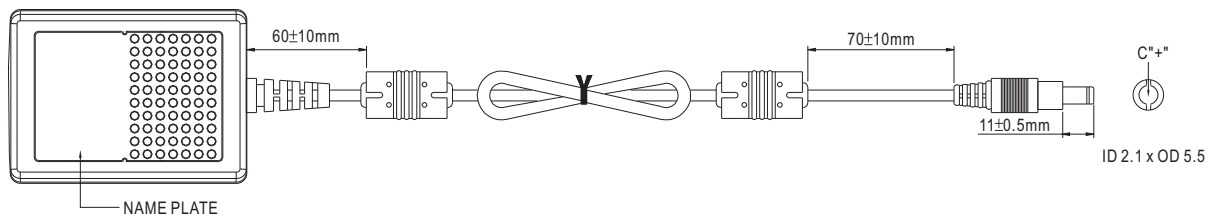
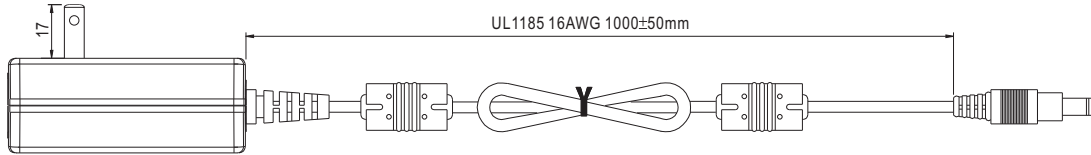


SPECIFICATION

ORDER NO.	GS36U05-P1J	GS36U09-P1J	GS36U12-P1J	GS36U24-P1J	GS36U48-P1J	
OUTPUT	SAFETY MODEL NO.	GS36U05	GS36U09	GS36U12	GS36U24	GS36U48
	DC VOLTAGE Note.2	5V	9V	12V	24V	48V
	RATED CURRENT	4.5A	3.5A	3A	1.5A	0.75A
	CURRENT RANGE	0 ~ 4.5A	0 ~ 3.5A	0 ~ 3A	0 ~ 1.5A	0 ~ 0.75A
	RATED POWER (max.)	22.5W	31.5W	36W	36W	36W
	RIPPLE & NOISE (max.) Note.3	90mVp-p	90mVp-p	100mVp-p	180mVp-p	240mVp-p
	VOLTAGE TOLERANCE Note.4	±5.0%	±5.0%	±3.0%	±2.0%	±2.0%
	LINE REGULATION Note.5	±1.0%	±1.0%	±1.0%	±1.0%	±1.0%
	LOAD REGULATION Note.6	±5.0%	±5.0%	±3.0%	±2.0%	±2.0%
SETUP, RISE, HOLD UP TIME	1000ms, 20ms, 50ms/230VAC 1000ms, 20ms, 15ms/115VAC at full load					
INPUT	VOLTAGE RANGE	90 ~ 264VAC 135 ~ 370VDC				
	FREQUENCY RANGE	47 ~ 63Hz				
	EFFICIENCY (Typ.)	76.5%	81.5%	84.5%	85.5%	87.5%
	AC CURRENT	0.7A / 100VAC				
	INRUSH CURRENT (max.)	35A / 115VAC				
	LEAKAGE CURRENT(max.)	0.25mA / 240VAC				
PROTECTION	OVERLOAD	110 ~ 250% rated output power Protection type : Hiccup mode, recovers automatically after fault condition is removed				
	OVER VOLTAGE	105 ~ 135% rated output voltage Protection type : Clamp by zener diode				
ENVIRONMENT	WORKING TEMP.	-20 ~ +50°C (Refer to "Derating Curve")				
	WORKING HUMIDITY	20% ~ 90% RH non-condensing				
	STORAGE TEMP., HUMIDITY	-20 ~ +85°C, 10 ~ 95% RH				
	TEMP. COEFFICIENT	±0.03% / °C (0 ~ 50°C)				
	VIBRATION	10 ~ 500Hz, 2G 10min./1cycle, period for 60min. each along X, Y, Z axes				
SAFETY & EMC (Note. 7)	SAFETY STANDARDS	UL60950-1, CSA C22.2, BSMI CNS14336 approved				
	WITHSTAND VOLTAGE	I/P-O/P:4242VDC				
	ISOLATION RESISTANCE	I/P-O/P:100M Ohms / 500VDC / 25°C / 70% RH				
	EMC EMISSION	Compliance to FCC PART 15 / CISPR22 class B, CNS13438 class B				
OTHERS	MTBF	692.3Khrs min. MIL-HDBK-217F(25°C)				
	DIMENSION	79*54*33mm (L*W*H)				
	PACKING	226g ; 60pcs / 15.5kg / CARTON				
CONNECTOR	PLUG	See page2				
	CABLE	See page2				
NOTE	1.All parameters are specified at 115VAC input, rated load, 25°C 70% RH ambient. 2.DC voltage: The output voltage set at point measure by plug terminal & 50% load. 3.Ripple & noise are measured at 20MHz by using a 12" twisted pair terminated with a 0.1uf & 47uf capacitor. 4.Tolerance: includes set up tolerance, line regulation, load regulation. 5.Line regulation is measured from low line to high line at rated load. 6.Load regulation is measured from 20% to 100% rated load 7.The power supply is considered as an independent unit, but the final equipment still need to re-confirm that the whole system complies with the EMC directives.					

■ Mechanical Specification

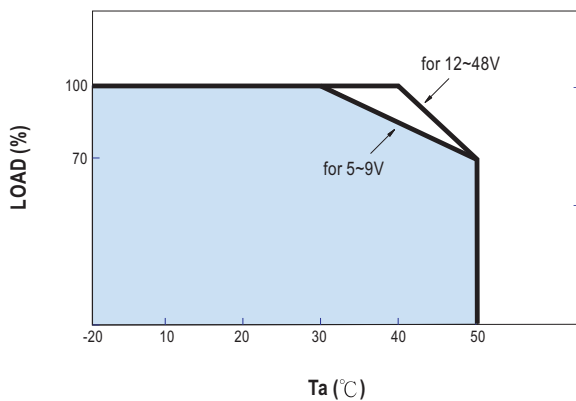
Unit:mm



■ Plug Assignment

P1J	
P/N	OUTPUT
CENTER	+

■ Derating Curve



■ Static Characteristics

