



CONTACTOR, AC-3 7.5 KW/400 V, DC 24 V,
3-POLE, SIZE S0, SCREW CONNECTION

General details:

Product brand name		SIRIUS
Product designation		power contactor
Size of the contactor		S0
Protection class IP / frontal/front side		IP20
Degree of pollution		3
Installation altitude / at a height over sea level / maximum	m	2000
Ambient temperature / during the operating phase	°C	-25 ... 60
Real loss power / per conductor / typical	W	0.9
Item designation		
<ul style="list-style-type: none"> • according to DIN EN 61346-2 • according to DIN 40719 extendable after IEC 204-2 / according to IEC 750 		Q K
Mechanical operating cycles as operating time		
<ul style="list-style-type: none"> • of the contactor / typical • of the contactor with added auxiliary switch block / typical • of the contactor with added electronics-compatible auxiliary switch block / typical 		10000000 10000000 5000000

Main circuit:

Number of poles / for main current circuit		3
---	--	---

Number of NC contacts / for main contacts		0
Number of NO contacts / for main contacts		3
Operating current / at AC-1 / at 400 V / at 40 °C ambient temperature / rated value	A	40
Operating current / at AC-1 / at 400 V / at 60 °C ambient temperature / rated value	A	35
Operating current		
• at AC-3 / at 400 V / rated value	A	17
• with 1 current path		
• at DC-1		
• at 24 V / rated value	A	35
• at 110 V / rated value	A	4.5
• at DC-3 / at DC-5		
• at 24 V / rated value	A	20
• at 110 V / rated value	A	2.5
• with 2 current paths in series		
• at DC-1		
• at 24 V / rated value	A	35
• at 110 V / rated value	A	35
• at DC-3 / at DC-5		
• at 24 V / rated value	A	35
• at 110 V / rated value	A	15
• with 3 current paths in series		
• at DC-1		
• at 24 V / rated value	A	35
• at 110 V / rated value	A	35
• at DC-3 / at DC-5		
• at 24 V / rated value	A	35
• at 110 V / rated value	A	35
Service power		
• at AC-1 / at 400 V / rated value	kW	23
• at AC-2 / at 400 V / rated value	kW	7.5
• at AC-3		
• at 400 V / rated value	kW	7.5
• at 500 V / rated value	kW	10
• at 690 V / rated value	kW	11
Control circuit:		
Design of activation of the operating mechanism		conventional
Type of voltage / of the controlled supply voltage		DC
Control supply voltage / 1		

- for DC

- rated value

V

24

Auxiliary circuit:

Contact reliability / of the auxiliary contacts

1 faulty switching per 100 million (17 V, 1 mA)

Number of NC contacts / for auxiliary contacts

- instantaneous switching
- lagging switching

0

0

Number of NO contacts / for auxiliary contact

- instantaneous switching
- leading switching

0

0

Operating current / of the auxiliary contacts

- at AC-12 / maximum
- at AC-15
 - at 230 V
 - at 400 V
- at DC-12
 - at 60 V
 - at 110 V
 - at 220 V
- at DC-13
 - at 24 V
 - at 60 V
 - at 110 V
 - at 220 V

A

10

A

6

A

3

A

6

A

3

A

1

A

10

A

2

A

1

A

0.3

Short-circuit:

Design of the fuse link

- for short-circuit protection of the auxiliary switch / required
- for short-circuit protection of the main circuit
 - at type of coordination 1 / required
 - at type of coordination 2 / required

fuse gL/gG: 10 A

fuse gL/gG: 63 A

fuse gL/gG: 25 A

Installation/mounting/dimensions:

Type of mounting

screw and snap-on mounting onto 35 mm standard mounting rail according to DIN EN 50022

series installation

Yes

Width

mm

45

Height

mm

85

Depth

mm

101

Distance, to be maintained, to earthed part / sideways

mm

6

Connection type:

Design of the electrical connection

- for main current circuit
- for auxiliary and control current circuit

screw-type terminals
screw-type terminals

Certificates/approvals:

General Product Approval

Functional Safety / Safety of Machinery

[CQC](#)



[KETI](#)

[ROSTEST](#)



[SUVA](#)

Test Certificates

[Manufacturer](#)

[other](#)

Shipping Approval

[ABS](#)



Shipping Approval

[other](#)



[Manufacturer](#)

[other](#)

Further information:

Information- and Downloadcenter (Catalogs, Brochures,...)

<http://www.siemens.com/industrial-controls/catalogs>

Industry Mall (Online ordering system)

<http://www.siemens.com/industrial-controls/mall>

CAX-Online-Generator

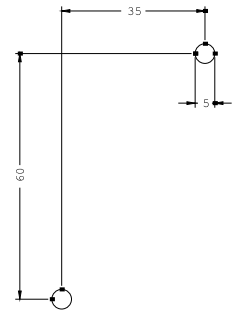
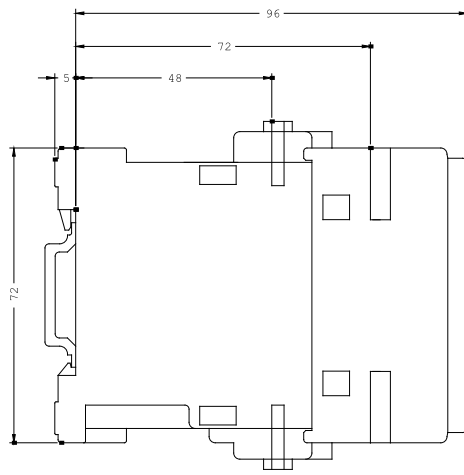
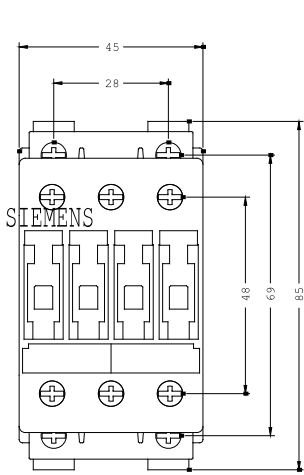
<http://www.siemens.com/cax>

Service&Support (Manuals, Certificates, Characteristics, FAQs,...)

<http://support.automation.siemens.com/WW/view/en/3RT1025-1BB40/all>

Image database (product images, 2D dimension drawings, 3D models, device circuit diagrams, ...)

http://www.automation.siemens.com/bilddb/cax_en.aspx?mlfb=3RT1025-1BB40



last change:

Sep 20, 2010