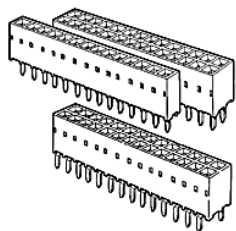


**76341-325LF - DUBOX™ : 25
Position PCB Mounted
Receptacle Through Mount,
Top Entry, Single Row**



www.fci.com

Mating Half

77311-101-25LF

Specifications

General

Hold Down Style	No Locating Pegs
Number of contacts (per row)	25
Number of contacts (Total)	25
Number of rows	1
Orientation	Vertical
Packaging	Tube
Mating half	Mates with 0.64 mm (0.025 in.) Square pins.
Series Number	76341

Dimensional

Thickness (Board)	1.6 mm (0.062 in.) or 2.36 mm (0.093 in.)
Footprint (Board)	2.54 mm x 2.54 mm (0.1 in. x 0.1 in.)

Electrical

Current rating	3A max. per Contact/2A max. per Contact for Full Load
Resistance (Contact)	15 milli ohms Initial, 20 milli ohms After test
Resistance (Insulation)	100000 M-ohms
Voltage rating	1000V rms

Mechanical

Insertion force	1.50N (150 gf) per Contact
Withdrawal Force	0.3N (30 gf) min. per Contact

Mounting

Solder process	Compatible with Wave Soldering Processes
-----------------------	--

Physical

Color (Housing)	Blue
Material (Contact)	Phosphor Bronze
Material (Housing)	Glass - Filled Thermoplastic Polyester
Plating (Contact area)	0.76 µm (30 µin.) Gold

Plating (Tail) Underplating (Contact)	2.54 μm (100 $\mu\text{in.}$) Tin 1.27 μm (50 $\mu\text{in.}$) Nickel
Flammability rating	UL 94 V-0
Temperature (Range)	-65 °C to +125 °C
Approvals / Certifications	
UL File Number	E66906
CSA File Number	LR46923
Approvals / Certifications	UL and CSA Approved

PRODUCT NUMBER
76341-YXXXXLF

WHEN NEEDED, SUFFIX LETTER "LF"
INDICATES THE PRODUCT IS RoHS
COMPATIBLE, SEE NOTE 5.

OPTIONAL LETTER
H: HIGH TEMPERATURE PRODUCT.

NUMBER OF POSITIONS: 02 TO 50.

PLATING CODE

3= 0.76µm GOLD ON CONTACT AREA.

3.81µm TIN-LEAD ON TAIL.

4= 5µm TIN-LEAD ON CONTACT AREA.

3.81µm TIN-LEAD ON TAIL.

WHEN SUFFIX "LF" IS REQUIRED, 2µm MIN MATTE
TIN OVER 1.27 MIN Ni IS SUPPLIED INSTEAD OF SnPb.

NOTES:

- 1 - HOUSING MAT'L: THERMOPLASTIC GLASS FILLED
FLAME RETARDANT PER UL 94 V-0
LOW TEMPERATURE: COLOR BLUE
HIGH TEMPERATURE: COLOR GREY.
- 2 - TERMINAL MATERIAL: PHOSPHOR BRONZE.
- 3 - 2 UP TO 4 POSITIONS PRODUCT PACKED IN PLASTIC BOX.
5 UP TO 50 POSITIONS PRODUCT PACKED IN TUBE.

4 - TO DETERMINE DIMENSIONS:

N = NUMBER OF POSITIONS

EXAMPLE: 8 POS: $(N \times 2.54) - 0.08 = 20.24$ mm

5 - RoHS COMPATIBLE PRODUCT SPECIFICATIONS

a - PLATING:

- "LF" MEANS THE PRODUCT IS LEAD-FREE,
2µm MINIMUM MATTE TIN OVER 1.27µm
MINIMUM NICKEL UNDERPLATE.

b - MANUFACTURING PROCESS COMPATIBILITY

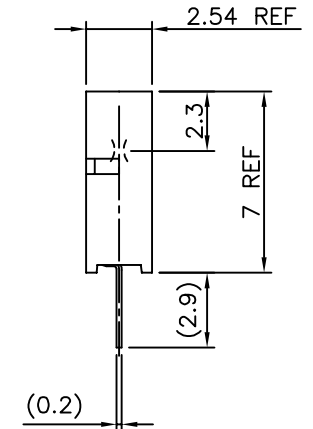
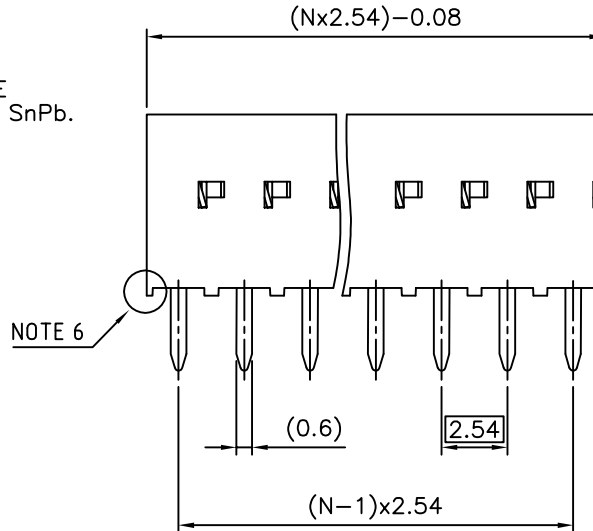
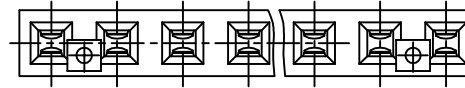
- THE HOUSING WILL WITHSTAND EXPOSURE TO
260°C ±5°C SOLDER BATH TEMPERATURE FOR
5 SECONDS IN A WAVE SOLDER APPLICATION
WITH A 1.6mm MIN THICK CIRCUIT BOARD.

c - LABELING:

- MEETS PACKAGING SPECS AS PER GS-14-920

d - LEGAL STATEMENT: SEE GS-22-008

6 - END STAND-OFFS FOR 1x2 UP TO 1x5 POS
NO END STAND-OFFS FOR 1x6 UP TO 1x50 POS



mat'l. code SEE NOTES		surface ISO 1302	tolerance ISO 406 ISO 1101	projection mm	product family DUBOX
ltr	ecn no	dr	date	tolerances unless otherwise specified	title
P	F11-0043	JCO	12.02.22	angles ±0.3	BtB RECEPT. VERT SR TMT
J	F80115	PNZ	98.01.22	linear ±2'	scale 5:1
K	F10110	GCO	01.01.16	dr	D LEGRAND 04.09.27
L	F03-0284	DLE	03.10.07	enfr	P NIZZI 04.09.27
M	F04-0347	DLE	04.09.27	chr	D LEGRAND 04.09.27
N	F06-0204	DLE	06.06.20	appd	P NZ 04.09.27
sheet	revision	P	B		dwg no
index	sheet	1	2		76341
					sheet 1 of 2
					size A3
					type CUSTOMER Drawing

1

2

A

A

B

B

C

C

D

D

form: A4

1

2

Fcconnect.com

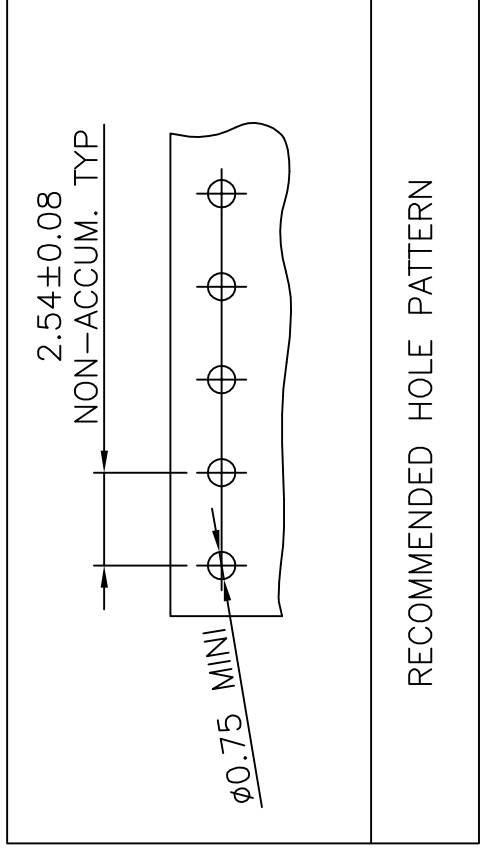


PDM: Rev:P

STATUS: Released

Printed: Mar 20, 2012

Copyright FCJ



mat'l. code		SEE SHEET 1		surface		tolerance		projection		product family	
lfr		ecn no		ISO 1302		ISO 406 ISO 1101				DUBOX	
dr		date		tolerances unless otherwise specified		otherwise specified		mm		title	
A		F04-0347 DLE		±0.3		linear		scale 5:1		BtB RECEIPT. VERT SR TMT	
B		F06-0204 DLE		±2°						dwg no sheet 2 of 2 size	
				dr		D LEGRAND				76341	
				engr		P NIZZI				CUSTOMER	
				chr		D LE				Drawing	
				appd		P NZ					
sheet		revision									
index		sheet									