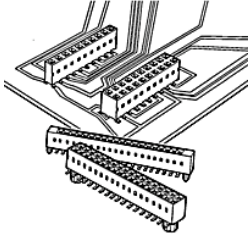


91601-306LF - DUBOX™ : 6
Position Vertical Card
Connector, Surface Mount,
Single row, Dual entry



www.fci.com

Mating Half

▷ 77311-401-06LF

▷ 95293-101-06LF

Specifications

General

Hold Down Style	No Locating Pegs
Number of contacts (per row)	6
Number of contacts (Total)	6
Number of rows	1
Orientation	Vertical
Packaging	Tube
Mating half	Mates with 0.64 mm (0.025 in.) Square pins.
Series Number	91601

Dimensional

Thickness (Board)	1.6 mm (0.062 in.) or 2.36 mm (0.093 in.)
Footprint (Board)	2.54 mm x 4.2 mm (0.1 in. x 0.165 in.)

Electrical

Current rating	3A max. per Contact/2A max. per Contact for Full Load
Resistance (Contact)	15 milli ohms Initial, 20 milli ohms After test
Resistance (Insulation)	100000 M-ohms
Voltage rating	1000V rms

Mechanical

Insertion force	1.50N (150 gf) per Contact
Withdrawal Force	0.3N (30 gf) min. per Contact

Mounting

Solder process	Compatible with Wave, Vapor - Phase
-----------------------	-------------------------------------

Physical

Color (Housing)	Grey
Material (Contact)	Phosphor Bronze
Material (Housing)	High Temperature Thermoplastic
Plating (Contact area)	0.76 µm (30 µin.) Gold
Plating (Tail)	2.54 µm (100 µin.) Tin
Underplating (Contact)	1.27 µm (50 µin.) Nickel
Flammability rating	UL 94 V-0

Temperature (Range)	-65 °C to +125 °C
Approvals / Certifications	
UL File Number	E66906
Approvals / Certifications	UL and CSA Approved

PRODUCT NUMBER

91601-YXXZLF

INDICATES THE PRODUCT IS RoHS COMPATIBLE, NOTE 6.

A: TAPE & REEL PACKAGING, HOUSING AND PICK-UP CAP COLOUR GREY
 G: TAPE & REEL PACKAGING, HOUSING AND PICK-UP CAP COLOUR BLACK FOR AVAILABILITY, SEE TA856.

AV: TAPE & REEL PACKAGING FOR VALEO, HOUSING AND PICK-UP CAP COLOUR GREY.

NUMBER OF POSITIONS: 02 UP TO 25.
 MORE THAN 25 POSITIONS ON SPECIAL REQUEST.

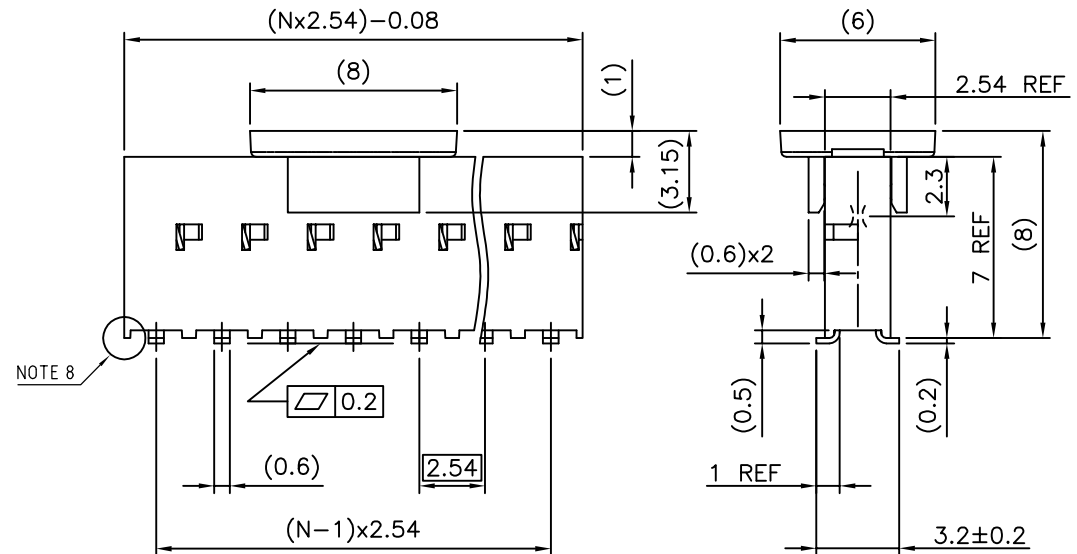
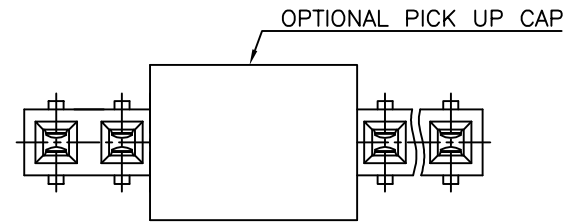
PLATING CODE

3= 0.76µm GOLD ON CONTACT AREA.
 3.81µm TIN-LEAD ON TAIL.
 4= 5µm TIN-LEAD ON CONTACT AREA.
 3.81µm TIN-LEAD ON TAIL.

WHEN SUFFIX "LF" IS REQUIRED, 2µm MIN MATTE TIN OVER 1.27 MIN Ni IS SUPPLIED INSTEAD OF SnPb.

NOTES:

- 1 - HOUSING & PICK UP CAP MATERIAL: HIGH TEMPERATURE THERMOPLASTIC GLASS FILLED FLAME RETARDANT PER UL 94 COLOR: GREY or BLACK
- 2 - TERMINAL MATERIAL: PHOSPHOR BRONZE.
- 3 - 2 UP TO 4 POSITIONS PRODUCT PACKED IN PLASTIC BOX.
5 UP TO 30 POSITIONS PRODUCT PACKED IN TUBE.
- 4 - TO DETERMINE DIMENSIONS:
N = NUMBER OF POSITIONS
EXAMPLE: 8 POS: (N x 2.54) - 0.08 = 20.24 mm.
- 5 - RECOMMENDED IR PROFILE PER TA842.
- 6 - RoHS COMPATIBLE PRODUCT SPECIFICATIONS
 - a - PLATING:
 - "LF" MEANS THE PRODUCT IS LEAD-FREE, 2µm MINIMUM MATTE TIN OVER 1.27µm MINIMUM NICKEL UNDERPLATE.
 - b - MANUFACTURING PROCESS COMPATIBILITY
 - THE HOUSING WILL WITHSTAND EXPOSURE TO 260°C PEAK TEMPERATURE FOR 30 SECONDS MAX IN A CONVECTION, INFRA-RED OR VAPOR PHASE OR REFLOW OVEN.
 - c - LABELING:
 - MEETS PACKAGING SPECS AS PER GS-14-920
 - d - LEGAL STATEMENT: SEE GS-22-008
- 7 - HOUSING MADE FROM HIGH TEMPERATURE HALOGEN FREE RESIN 30% GLASSFILLED FLAME RETARDANT PER UL-94V-0 BLACK COLOUR. OMIT 'HF' FROM PRODUCT NUMBER IF HTIS OPTION IS NOT REQUIRED
- 8 - END STAND-OFFS FOR 1x2 UP TO 1x5 POS
NO END STAND-OFFS FOR 1x6 UP TO 1x50 POS



mat'l. code		surface		tolerance		projection		product family	
SEE NOTES		ISO 1302		ISO 406		ISO 1101		DUBOX	
ltr	ecn no	dr	date	tolerances unless otherwise specified		mm		title	
AD	F10-0228	JCO	10.10.04	angles	.0±.3	mm		BtB RECEPT	
AE	F11-0093	JCO	11.08.18	linear	.00±.0x	mm		VERT SR SMT	
AF	F11-0043	LMU	12.02.23	0°±2'	.000±.00x	scale 5:1		dwg no	
AA	F07-0234	LMU	07.07.10	dr	D LEGRAND	96.10.11	sheet 1 of 2		size
AB	F07-0245	PNZ	07.08.14	engr	P NIZZI	96.10.11	91601		A3
AC	F08-0102	PNZ	08.01.18	chr	D LE	96.10.11	type		Product Customer Drawing
sheet index	revision	AF	B						
	sheet	1	2						

1

2

A

A

B

B

C

C

D

D

form: A4

1

2

Fcconnect.com

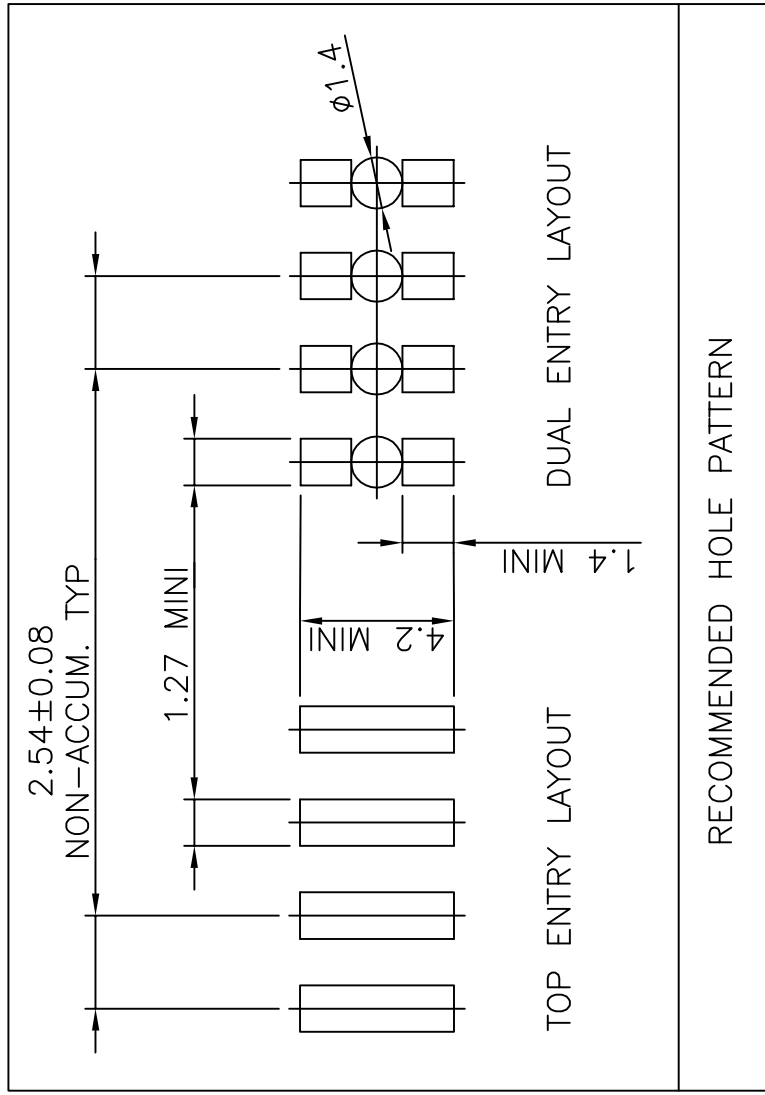


PDM: Rev:AF

STATUS: Released

Printed: Mar 20, 2012

Copyright FCJ



mat'l. code		surface		tolerance		projection		product family		
SEE NOTES		ISO 1302 ✓		ISO 406 ISO 1101				DUBOX		
ltr	ecn no	dr	tolerances unless otherwise specified		mm		title		size	
A	F04-0347	DLE	angles	.XX ±0.15	mm		BtB RECEPT.		sheet 2 of 2	
B	F06-0204	DLE	linear	±0.05	mm		VERT SR SMT		A4	
				±2'	scale 1:1		dwg no		91601	
		dr	D LEGRAND	96.10.11			type		Product Customer Drawing	
		engr	P NIZZI	96.10.11			type			
		chr	D LE	96.10.11			type			
		appd	P NZ	96.10.11			type			
sheet	revision						type			
index	sheet						type			