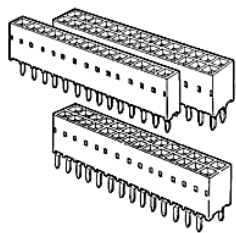


**76342-317LF - DUBOX™ : 34  
Position PCB Mounted  
Receptacle Through Mount,  
Top Entry, Double Row**



[www.fci.com](http://www.fci.com)

## Mating Half

▷ 77313-101-34LF

▷ 95278-101-34LF

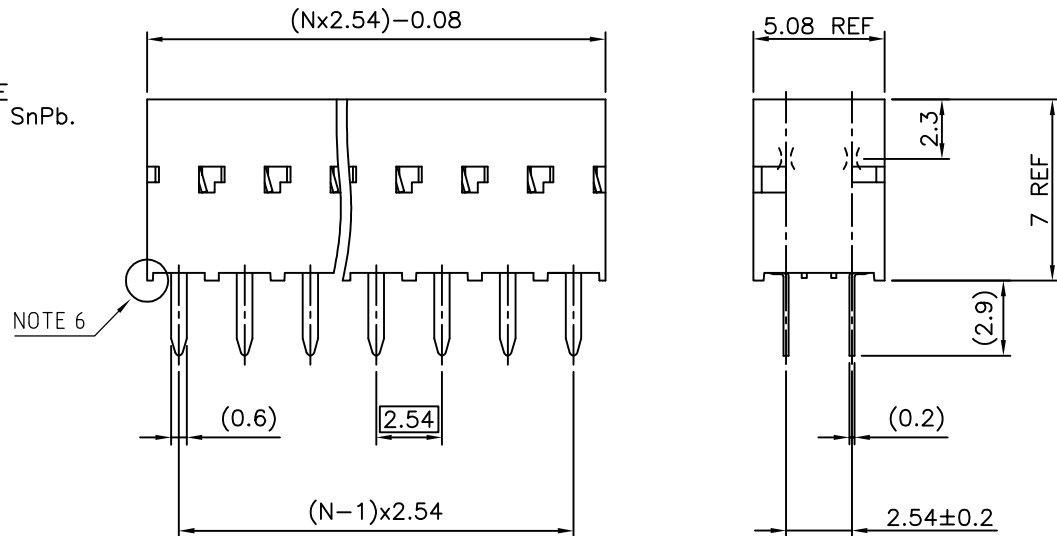
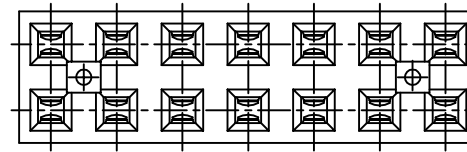
## Specifications

<b>General</b>	
Hold Down Style	No Locating Pegs
Number of contacts (per row)	17
Number of contacts (Total)	34
Number of rows	2
Orientation	Vertical
Packaging	Tube
Mating half	Mates with 0.64 mm (0.025 in.) Square pins.
Series Number	76342
<b>Dimensional</b>	
Thickness (Board)	1.6 mm (0.062 in.) or 2.36 mm (0.093 in.)
Footprint (Board)	2.54 mm x 2.54 mm (0.1 in. x 0.1 in.)
<b>Electrical</b>	
Current rating	3A max. per Contact/2A max. per Contact for Full Load
Resistance (Contact)	15 milli ohms Initial, 20 milli ohms After test
Resistance (Insulation)	100000 M-ohms
Voltage rating	1000V rms
<b>Mechanical</b>	
Insertion force	1.50N (150 gf) per Contact
Withdrawal Force	0.3N (30 gf) min. per Contact
<b>Mounting</b>	
Solder process	Compatible with Wave Soldering Processes
<b>Physical</b>	
Color (Housing)	Blue
Material (Contact)	Phosphor Bronze
Material (Housing)	Glass - Filled Thermoplastic Polyester
Plating (Contact area)	0.76 µm (30 µin.) Gold

<b>Plating (Tail)</b>	3.81µm (150 µin.) Tin-Lead
<b>Underplating (Contact)</b>	1.27 µm (50 µin.) Nickel
<b>Flammability rating</b>	UL 94 V-0
<b>Temperature (Range)</b>	-65 °C to +125 °C
<b>Approvals / Certifications</b>	
<b>UL File Number</b>	E66906
<b>CSA File Number</b>	LR46923
<b>Approvals / Certifications</b>	UL and CSA Approved

PRODUCT NUMBER  
76342-YXXXXLF

WHEN NEEDED, SUFFIX LETTER "LF"  
INDICATES THE PRODUCT IS RoHS  
COMPATIBLE, SEE NOTE 10  
OPTIONAL LETTER  
H: HIGH TEMPERATURE PRODUCT.  
C: PACKAGED IN SHORT TUBE.  
NUMBER OF POSITIONS PER ROW: 02 TO 50.  
PLATING CODE  
3= 0.76µm GOLD ON CONTACT AREA.  
3.81µm TIN-LEAD ON TAIL.  
4= 5µm TIN-LEAD ON CONTACT AREA.  
3.81µm TIN-LEAD ON TAIL.  
WHEN SUFFIX "LF" IS REQUIRED, 2µm MIN MATTE  
TIN OVER 1.27 MIN Ni IS SUPPLIED INSTEAD OF SnPb.



NOTES:

- 1 - HOUSING MAT'L: THERMOPLASTIC GLASS FILLED  
FLAME RETARDANT PER UL 94 V-0  
LOW TEMPERATURE: COLOR BLUE  
HIGH TEMPERATURE: COLOR GREY.
  - 2 - TERMINAL MATERIAL: PHOSPHOR BRONZE.
  - 3 - 2 UP TO 4 POSITIONS PRODUCT PACKED IN PLASTIC BOX.  
5 UP TO 50 POSITIONS PRODUCT PACKED IN TUBE.
  - 4 - TO DETERMINE DIMENSIONS:  
N = NUMBER OF POSITIONS PER ROW  
EXAMPLE: 8 POS: (N x 2.54) - 0.08 = 20.24 mm
  - 5 - RoHS COMPATIBLE PRODUCT SPECIFICATIONS
    - a - PLATING:
      - "LF" MEANS THE PRODUCT IS LEAD-FREE,  
2µm MINIMUM MATTE TIN OVER 1.27µm  
MINIMUM NICKEL UNDERPLATE.
    - b - MANUFACTURING PROCESS COMPATIBILITY
      - THE HOUSING WILL WITHSTAND EXPOSURE TO  
260°C ±5°C SOLDER BATH TEMPERATURE FOR  
5 SECONDS IN A WAVE SOLDER APPLICATION  
WITH A 1.6mm MIN THICK CIRCUIT BOARD.
  - c - LABELING:
    - MEETS PACKAGING SPECS AS PER GS-14-920
  - d - LEGAL STATEMENT: SEE GS-22-008
- 6 - END STAND-OFFS FOR 2x2 UP TO 2x5 POS  
NO END STAND-OFFS FOR 2x6 UP TO 2x50 POS

NOTE 6

mat'l. code SEE NOTES 1 & 2		surface ISO 1302		tolerance ISO 406 ISO 1101	projection mm	product family DUBOX	
ltr	ecn no	dr	date	tolerances unless otherwise specified		title	
S	F10342	DLE	01.06.12	angles	linear	BtB RECEPT. VERT DR TMT	
U	F06-0137	DLE	06.02.27	±2°		scale 5:1	
V	F06-0204	DLE	06.06.20	dr	D LEGRAND	04.09.27	dwg no
W	F11-0043	JCO	12.02.22	enr	P NIZZI	04.09.27	sheet 1 of 2
R	F10110	GCO	01.01.16	chr	D LEGRAND	04.09.27	size
sheet index	revision sheet	W	B	appd	P NZ	04.09.27	76342
		1	2				A3
							type
							CUSTOMER Drawing

