
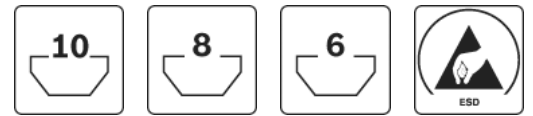
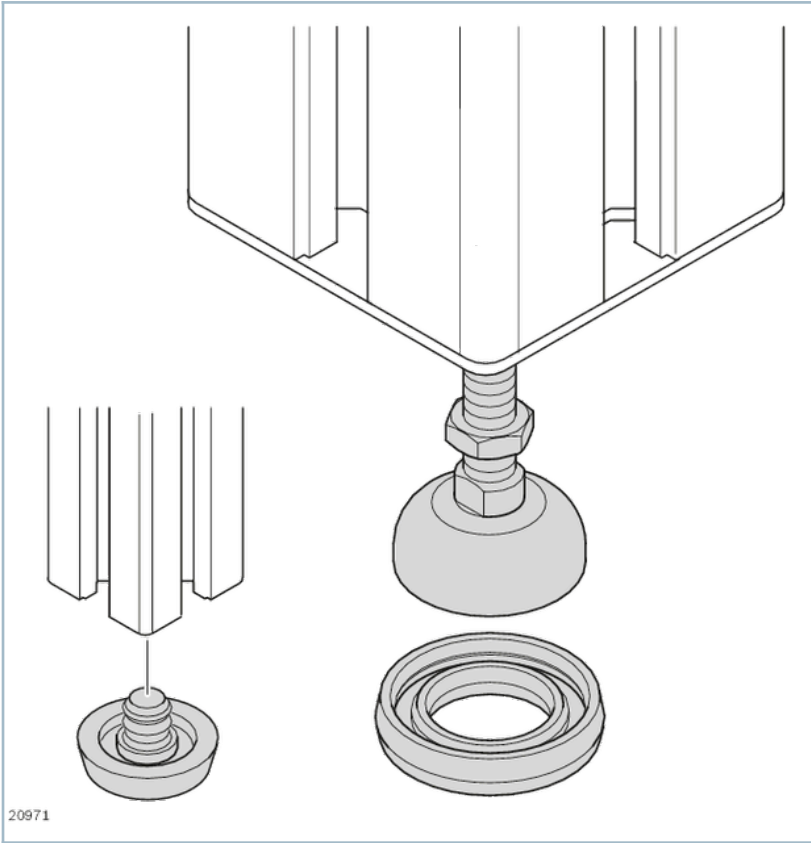


Leveling foot D44, D58, D90



- For compensating irregularities in the floor up to 5°
- Fully assembled spindle and base plate
- Profile finishing: thread in central hole

Product description



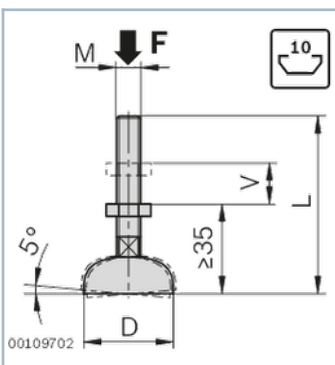
Technical data

Material


Galvanized steel

Dimensions

Leveling foot D44, D58, D90












Accessories



Bearing ring

- For cover caps with hole in the sizes 40x40, 45x45, 50x50 and 60x60
- For M12 threads
- To protect the caps when tightening accessories

Ordering codes

	F	M	D	L	V		ESD	No.
	N		mm	mm	mm			
Leveling foot M12x85x44	10000	M12	44	85	30	20		3842352061
Leveling foot M16x145x44	20000	M16	44	145	80	20		3842311956
Leveling foot M12x160x44	10000	M12	44	160	80	20		3842536470
Leveling foot M16x200x44	20000	M16	44	200	135	20		3842554149
Leveling foot M12x85x58	10000	M12	58	85	30	20		3842511893
Leveling foot M16x85x90	20000	M16	90	85	20	20		3842311950
Leveling foot M16x145x90	20000	M16	90	145	80	20		3842311951
Leveling foot M16x200x90	20000	M16	90	200	135	20		3842527186