


Rackmount Kits

Instrument Rackmount Kits


► Rackmount Adapter Kits

Rackmount adapter kits are available to mount an instrument, or combination of instruments, that is less than one full module width (MW).


- Individual 1/4 MW or 1/2 MW modules use the kits shown in the table below.
- Combinations of 1/4 MW or 1/2 MW (of equal depth) are first joined side-by-side with the Lock Link Kit (see page 32 for PN 5061-9694). Combinations joined side-by-side must be the same depth and height. Then the rackmount adapter kit is applied. If modules are of unequal depth or height, a support shelf (as shown on page 31) can be used.
- For combinations of instruments adding to 1 MW, use the rackmount flange kit (see Selecting a Rackmount Flange or Handle Kit, page 27).
- Hole patterns conform to EIA and IEC standards.



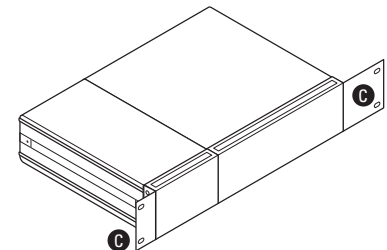
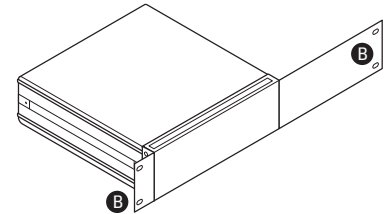
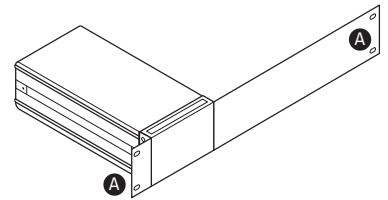
Rackmount adapter kits for 88.1 mm instrument module height (5063-9239, 5063-9240 (34190A), 5063-9241) (1CM019A)



Rackmount adapter kits for 1/2 MW (5063-9240 (34190A), 5063-9243 (34193A), 5063-9245)



Rackmount adapter kit with mounting hardware (5063-9239)



What you get in the box

- 1 Standard flange
- 1 Adapter flange
- Attaching screws
- Front-panel rackmounting screws

Ordering Information

Instrument Module Height	A Mounts 1/4 MW Modules	B Mounts 1/2 MW or 2 each 1/4 MW ¹ Modules	C Mounts 3/4 MW (3 each 1/4 MW ² or 1/4 & 1/2 MW side by side)
88.1 mm (3.5 in)	5063-9239	5063-9240 (34190A)	5063-9241 (1CM019A)
132.6 mm (5.25 in)	-	5063-9243 (34193A)	-
177.0 mm (7.0 in)	-	5063-9245	-
Kit includes	1 rack flange + 3/4 MW extension adapter flange + screws	1 rack flange + 1/2 MW extension adapter flange + screws	1 rack flange + 1/4 MW extension adapter flange + screws

¹Side by side modules of equal depth require a Lock Link Kit (5061-9694)

²1/4 MW can be center mounted using two of these kits