

The Triplexor and Quadraplexor Alternating Relays are designed for use in **multiple load** installations that are required to alternate in sequence while assuring equal run time on all loads. They also allow for additional loads to run in the event of excess load requirements.

The Triplexor and Quadraplexor have the option of automatic alterations or external clocking alterations. When the factory installed jumper is in place the alternating action is initiated by a control switch, which is common with one side of the control voltage. When the jumper is removed the alternating action is initiated by an isolated normally open switch.

ARA-XXX-AFE ALTERNATING ACTION

TRIPLEXOR: For automatic alterations a factory-installed jumper is in place between terminals 3 and 4. The alternating action is accomplished when the control switch between terminals 2 and 4 opens.

For external clocking alterations, remove the factory-installed jumper between terminals 3 and 4 and place an isolated normally open switch between terminals 2 and 3. The alternating action will occur each time this isolated switch is closed and then re-opened.

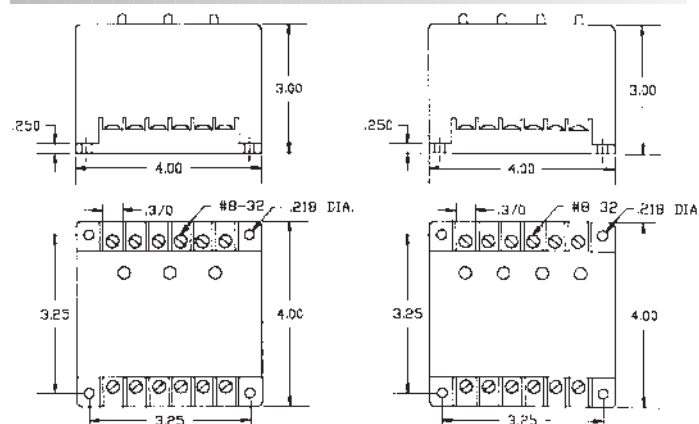
ARA-XXX-AGE

QUADRAPLEXOR: For automatic alterations, a factory installed jumper is in place between terminals 11 and 12. The alternating action is accomplished when the control switch between terminals 2 and 3 opens.


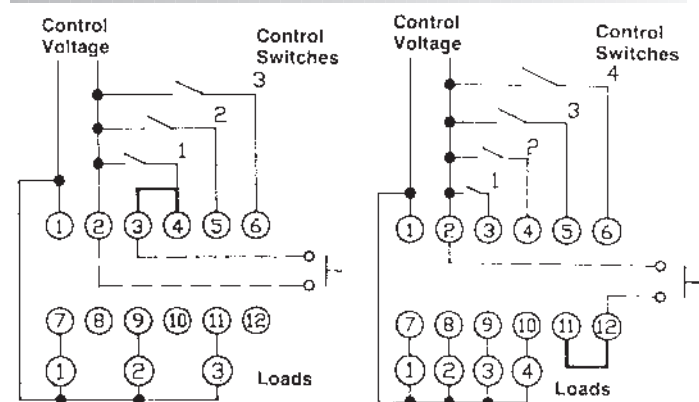
For external clocking alterations, remove the factory-installed jumper between terminals 11 and 12 and place an isolated normally open switch between terminals 2 and 12. The alternating action will occur each time this isolated switch is closed and then re-opened.

In the event of a power failure the Alternating Relays will return to their quiescent state and continue sequencing loads on one-at-a-time.

DIMENSIONS (INCHES)



WIRING



Triplexor

SPECIFICATIONS

CONTROL VOLTAGE	24, 120 VAC ±10%, 50/60 Hz	
CONTROL SWITCH CURRENT	2 mA	
POWER REQUIRED	3 VA (Approximately)	
DUTY CYCLE	Continuous	
OUTPUT RATING	Triplexor	(3) 5 Amp Resistive, 1/6 hp, 211 VA @ 120 VAC, Inductive Externally Switched to terminal #2
	Quadraplexor	(4) 5 Amp Resistive, 1/6 hp, 211 VA @ 120 VAC, Inductive Externally Switched to terminal #2
LIFE EXPECTANCY	Mechanical	10,000,000 Operations (Minimum)
	Electrical	100,000 Operations @ Rated Load
INDICATORS	LED's Show Condition of Outputs	
TEMPERATURE RATING	Operate	-4° to 131°F (-20° to +55°C)
	Storage	-40° to 185°F (-40° to +85°C)
ENCLOSURE	Style "E" Lexan® Surface Mounted	
TERMINATIONS	(12) #8-32 Screw Terminals	
WEIGHT	12 to 14 oz.	

NOTE: For Analog signal inputs, ATC offers a duplexing pump control — the ATC-Digitec 3800 Panel Meter

MODEL NUMBER >>>>>	ARA	A	E
Control Voltage			
24 V Triplexor	24		
120 V Triplexor	120		
120 V Quadraplexor	120		
Triplexor			F
Quadraplexor (120 V only)			G